

Stability Through Change

Board of Trustees' Presentation

November 13, 2018



California School Dashboard



The Dashboard is a **component of the Local Control Funding Formula** law passed in 2013. The Local Control Funding Formula law required that the State Board of Education adopt a new **accountability tool that reflects performance in different priority areas identified in the law.** The Dashboard is a key part of major shifts in California K-12 schools, changes that have raised the bar for student learning, **transformed testing and placed the focus on equity for all students.** The Dashboard provides information that schools can **use to drive improvement.** It was created to **give parents and the public** a better **idea of what is happening** in our schools and districts.





State Indicators



Blue
(Highest)



Green



Yellow



Orange



Red
(Lowest)

Local Indicators

Met

*Not
Met*

*Not Met for
Two or
More Years*



California School Dashboard

State Indicators (Public Release Week of December 3, 2018)

Current Icon



- Chronic Absenteeism (new in 2018)
- Suspension Rate
- English Learner Progress (CELDT → ELPAC)
- Academic Indicator - English language arts/literacy
- Academic Indicator - Mathematics

New Icon



Orange

High School Only

- Graduation Rate
- College/Career Readiness



California School Dashboard

Local Indicators (Public Release Week of December 3, 2018)

State data is not available for some priority areas identified in the Local Control Funding Formula law. For these priority areas, the State Board of Education approved the local indicators, which are based on **information that local educational agencies collect locally**. The local indicators are:

- Basic Services
- Implementation of State Academic Standards
- Parent Engagement
- School Climate
- Broad Course of Study (new in 2018)



California School Dashboard

Local Indicators (Public Release Week of December 3, 2018)

Local Indicator **Requirements:**

- Annually measure progress
- Report the results at a regularly scheduled meeting of the Board of Trustees
- Report the results to stakeholders through the Dashboard



California School Dashboard

Local Indicator Priority 1: Teachers, Textbooks & Facilities

Standard: Local educational agency annually measures its progress in meeting the Williams Settlement requirements at 100% at all of its school sites.

Met



California School Dashboard

Local Indicator Priority 2: Implementation of State Standards


Standard: The narrative summary identifies the locally selected tools used to track progress, describes why the local educational agency chose the selected measures or tools, and summarize progress in implementing the academic standards for all content areas.



California School Dashboard

Local Indicator Priority 2: Implementation of State Standards

- English Language Arts & English Language Development: Initial Implementation
- Mathematics: Full Implementation
- Next Generation Science Standards: Exploration and Research - Elementary & Initial Implementation - Middle
- History-Social Science: Full Implementation
- Health Education Content Standards: Exploration and Research/Beginning Development/Initial Implementation
- Physical Education Model Content Standards : Full Implementation - Elementary & Initial Implementation - Middle
- Visual and Performing Arts: Full Implementation




California School Dashboard

Local Indicator Priority 3: Parent Engagement

Standard: Local educational agency annually measures its progress in: (1) seeking input from parents in decision making; and (2) promoting parental participation in programs.

Spring, 2018 Survey Results

- Almost **88%** of parents/guardians reported their input is listened to
- Almost **81%** of parents/guardians reported their input is used to make decisions
- Almost **93%** of parents/guardians indicated they know who to contact with concerns
- Almost **93%** of parents/guardians reported the school keeps them informed about important news, activities, & events
- Almost **91%** of parents/guardians reported the district keeps them informed



California School Dashboard

Local Indicator Priority 6: School Climate

Standard: Local educational agency at least every other year administers a local climate survey to students in at least one grade within grade spans K-5 & 6-8 that provides a valid measure of perceptions of school safety and connectedness



California School Dashboard

Local Indicator Priority 6: School Climate


Spring, 2018 Survey Results

5th Grade

- **96%** report they feel the teachers or adults at school care about them
- **96%** report they are happy to be at school
- **95%** report feeling safe at school
- **98%** report students are taught that bullying is not allowed

7th Grade

- **60%** report they feel there is a teacher or other adult who cares about them at school
- **65%** report they are happy to be at their school
- **67%** report feeling safe at school
- **95%** report never having been harassed for physical or mental disabilities



California School Dashboard

Local Indicator Priority 7: Access to a Broad Course of Study

Standard: Local educational agency annually measure progress in the extent to which students have access to, and are enrolled in, a broad course of study that includes the adopted courses of study specified in the California Education Code for Grades 1-6 and Grades 7-12 , as applicable, including the programs and services developed and provided to unduplicated students and individuals with exceptional needs

Met



California School Dashboard

Local Indicators

Local Indicator **Requirements:**

- Annually measure progress
- Report the results at a regularly scheduled meeting of the Board of Trustees
- **Report the results to stakeholders through the Dashboard**

Public Release Week of December 3, 2018

