

LCFF Budget Overview for Parents

Local Educational Agency (LEA) Name: Ocean View School District

CDS Code: 30666130000000

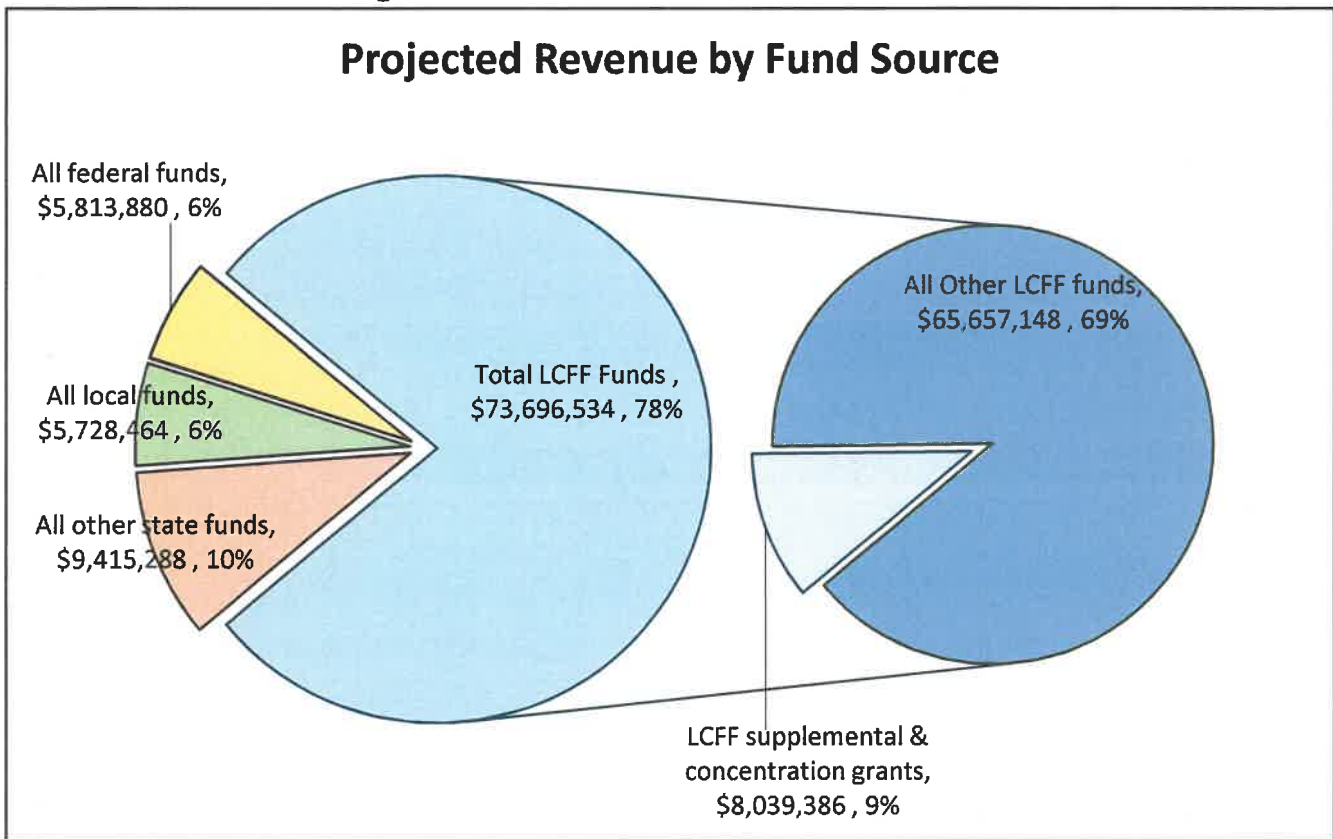
School Year: 2021 – 22

LEA contact information: Carol Hansen, Ed.D. (714) 847-2551

School districts receive funding from different sources: state funds under the Local Control Funding Formula (LCFF), other state funds, local funds, and federal funds. LCFF funds include a base level of funding for all LEAs and extra funding - called "supplemental and concentration" grants - to LEAs based on the enrollment of high needs students (foster youth, English learners, and low-income students).

Budget Overview for the 2021 – 22 School Year

Projected Revenue by Fund Source

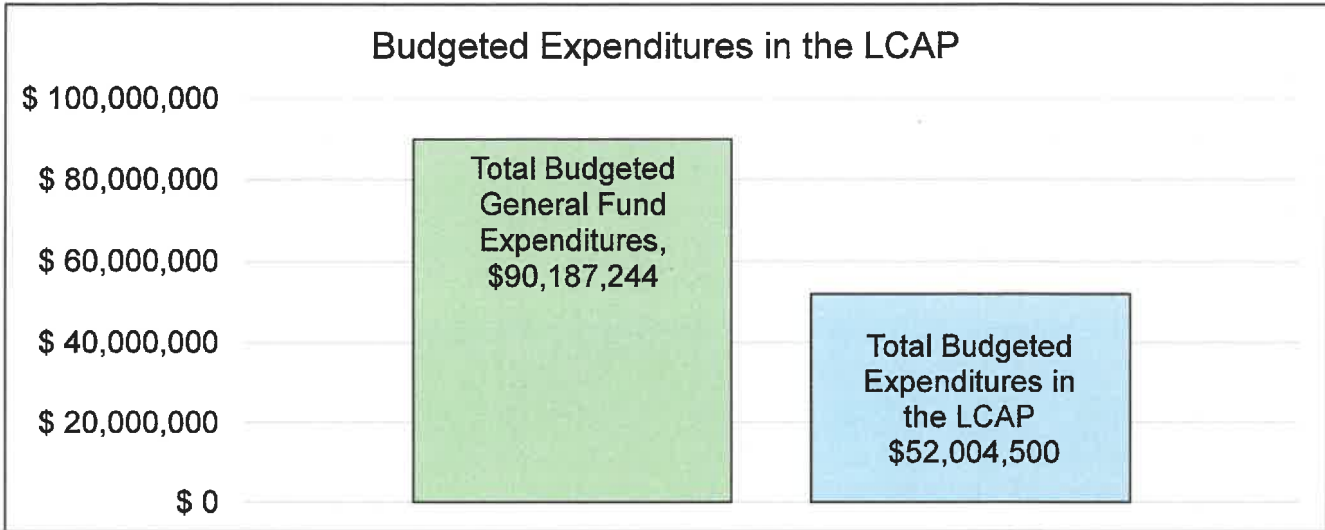


This chart shows the total general purpose revenue Ocean View School District expects to receive in the coming year from all sources.

The total revenue projected for Ocean View School District is \$94,654,166.28, of which \$73,696,534.00 is Local Control Funding Formula (LCFF), \$9,415,288.00 is other state funds, \$5,728,464.28 is local funds, and \$5,813,880.00 is federal funds. Of the \$73,696,534.00 in LCFF Funds, \$8,039,386.00 is generated based on the enrollment of high needs students (foster youth, English learner, and low-income students).

LCFF Budget Overview for Parents

The LCFF gives school districts more flexibility in deciding how to use state funds. In exchange, school districts must work with parents, educators, students, and the community to develop a Local Control and Accountability Plan (LCAP) that shows how they will use these funds to serve students.



This chart provides a quick summary of how much Ocean View School District plans to spend for 2021 – 22. It shows how much of the total is tied to planned actions and services in the LCAP.

Ocean View School District plans to spend \$90,187,243.70 for the 2021 – 22 school year. Of that amount, \$52,004,500.00 is tied to actions/services in the LCAP and \$38,182,743.70 is not included in the LCAP. The budgeted expenditures that are not included in the LCAP will be used for the following:

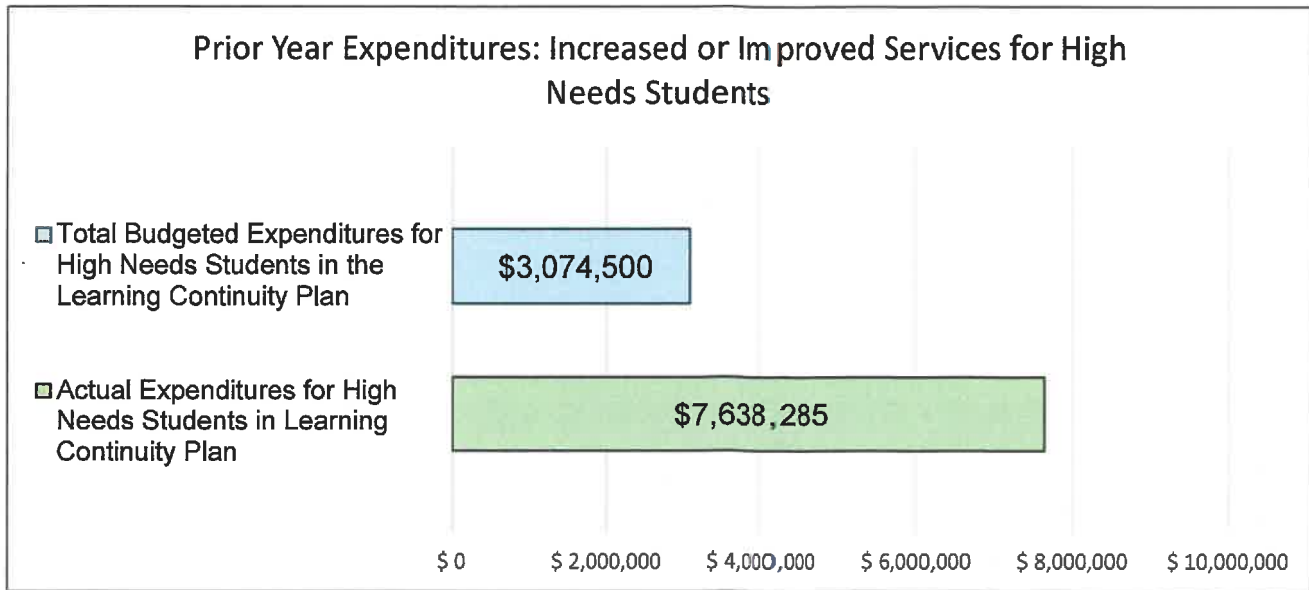
Operational expenses not focused on student achievement and outcomes, such as transportation, utilities, and maintenance/operations. In addition contributions to other programs such as Special Ed and Child Care are not included in the LCAP.

Increased or Improved Services for High Needs Students in the LCAP for the 2021 – 22 School Year

In 2021 – 22, Ocean View School District is projecting it will receive \$8,039,386.00 based on the enrollment of foster youth, English learner, and low-income students. Ocean View School District must describe how it intends to increase or improve services for high needs students in the LCAP. Ocean View School District plans to spend \$10,330,000.00 towards meeting this requirement, as described in the LCAP.

LCFF Budget Overview for Parents

Update on Increased or Improved Services for High Needs Students in 2020 – 21



This chart compares what Ocean View School District budgeted last year in the Learning Continuity Plan for actions and services that contribute to increasing or improving services for high needs students with what Ocean View School District estimates it has spent on actions and services that contribute to increasing or improving services for high needs students in the current year.

In 2020 – 21, Ocean View School District's Learning Continuity Plan budgeted \$3,074,500.00 for planned actions to increase or improve services for high needs students. Ocean View School District actually spent \$7,638,285.00 for actions to increase or improve services for high needs students in 2020 – 21.