

OCEAN VIEW SCHOOL DISTRICT

Sun View Elementary School

7721 Juliette Low Drive, Huntington Beach, CA 92647
 Phone: (714) 847-9643 FAX: (714) 847-4173

John Drake, Principal

2004-2005 School Accountability Report Card



Ocean View School District

17200 Pinehurst Lane
 Huntington Beach, CA 92647
 (714) 847-2551
 (714) 847-1430 FAX
www.ovsd.org

Board of Trustees

Sharon Holland
 Barbara Boskovich
 Carolee Focht
 Debbie Cotton
 Tracy Pellman

District Administration

Karen Colby
 Interim Superintendent

Beverly Hempstead
 Interim Assistant Superintendent,
 Curriculum and Instruction

Michael A. Luker
 Assistant Superintendent,
 Human Resources

Mary Lou Beckmann
 Chief Financial Officer

Carolyn Stocker
 Chief Operations and Facilities Officer

Voter approval of Proposition 98 in November of 1988 requires that each school publish an annual School Accountability Report Card (SARC) to explain school programs, their costs, and effectiveness. In addition, Federal No Child Left Behind legislation requires an annual report of progress in meeting State and National objectives. This annual report is based on the best data available at the time of publication.

Principal's Message

I'd like to welcome you to the Sun View Elementary School annual School Accountability Report Card and thank you for taking time to explore it. As Principal, I could not be more proud of our school, and am honored to have the opportunity to share the basis for such pride with you. The opportunity to do so has presented itself in the form of compliance with Proposition 98 and federal No Child Left Behind legislation, which identifies the School Accountability Report Card as a required component that every school in California must issue. The purpose of this report card is to afford you further insight into the quality educational program we offer.

It is the belief of Sun View Elementary School that students can and will excel in an environment that is tailored to their evolving needs. It is due to this belief that we have been able to successfully develop a comprehensive educational system that celebrates and promotes ethnic and cultural diversity, individuality, and emotional, intellectual, and social eminence. We strive to provide students with not only the support and encouragement to accomplish such feats, but the means to do so as well.

Thank you for assisting Sun View Elementary School in making our students' experience here not only a memorable one, but an enjoyable one.



School Mission Statement

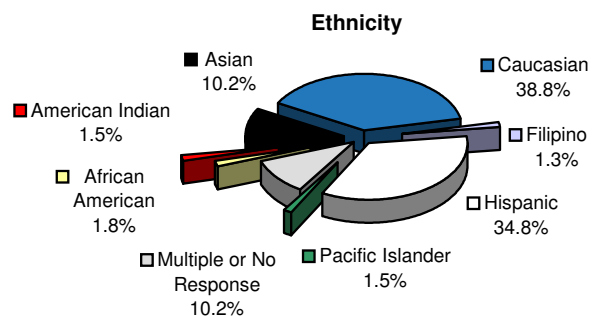
The mission of Sun View is to provide all our students with a high-quality educational program which:

- Meets their individual intellectual, social, emotional, and physical health needs;
- Creates a school environment that will best promote learning necessary for each student to acquire maximum knowledge and experience; and
- Fosters in each student a feeling of personal worth and a philosophy that encompasses worthy moral and ethical values, and sustains a growing awareness of our interdependence with society and the environment.

District & School Profile

Located in western Orange County, minutes from the scenic California coastline, the Ocean View School District educates over 10,000 pre-kindergarten through eighth grade students in the northern half of Huntington Beach and portions of Westminster, Fountain Valley, and Midway City. Founded in 1874, the District is proud of its long tradition of academic excellence. There are currently eleven elementary schools and four middle schools in the District. Students from Ocean View School District attend high schools within the Huntington Beach Union High School District. Award winning schools, a rigorous and supportive educational program, strong community partnerships, and high levels of parental involvement are hallmarks of the Ocean View School District. Ocean View School District is dedicated to educational excellence and the continuous academic growth of all students, supporting its motto: *"Charting the Course -- Success for All."*

Sun View Elementary School serves 394 students on a traditional school calendar year. Sun View has a diverse student population of various ethnic and cultural backgrounds living in low to middle class socioeconomic areas. Sun View Elementary School is dedicated to meeting the needs of all of our students and providing a high quality educational program.



Discipline & Climate for Learning

Sun View Elementary School has a high standard for student behavior. Students are guided by specific rules and classroom expectations that promote respect, cooperation, courtesy, and acceptance of others. Behavioral expectations are clearly explained and consistently enforced. Parents and students are informed of discipline policies through the Parent/Student Handbook, assemblies, Back-to-School Night, and weekly Flag Assemblies.

To create a compassionate learning environment and encourage positive behavior, we have implemented the character education program Character Counts! Through this program, students learn about the Six Pillars of Character: *trustworthiness, respect, responsibility, fairness, caring, and citizenship*. Each month classroom and school activities promote understanding of a specific character trait. Sun View Elementary School recognizes outstanding students who have practiced the character traits through Sunny-You certificates that are placed in a monthly drawing for prizes.

The Suspensions and Expulsions table below displays the total number and percentage of incidents at the school and in the district. Suspension numbers may be inflated because some students may have been suspended multiple times. Expulsions occur only when required by law or when all other alternatives have been exhausted.

Suspensions & Expulsions						
	Sun View			OVSD		
	02-03	03-04	04-05	02-03	03-04	04-05
Suspensions	26	20	13	444	574	372
Suspension Rate	5.4%	4.5%	3.3%	4.4%	5.6%	3.7%
Expulsions	0	0	0	2	1	1
Expulsion Rate	0.0%	0.0%	0.0%	0.02%	0.009%	0.009%

Extracurricular Activities

Students are encouraged to participate in the school's additional enrichment activities. These programs promote positive attitudes, encourage achievement, and instill a sense of belonging among students. Sun View Elementary School is a recipient of a 21st Century Grant. Through this program we are able to offer activities to qualifying students for three hours after school. Activities include art, dance, nutrition, athletics, homework assistance, and focused remediation.

School Attendance

Regular attendance at Sun View Elementary School is a necessary part of the learning process and is critical to academic success. Attendance, tardy, and truancy policies are clearly stated and consistently enforced. Teachers and office manager proactively address attendance issues before they develop into further problems. In the case of chronic truancy, we contact the home with letters and telephone calls. In addition, students may be referred to the School Attendance and Review Board (SARB) for further intervention.

For each day a student is absent, \$25 is taken from the District's budget by the state. In the 2003-04 school year, Ocean View School District implemented a districtwide attendance incentive program to increase student attendance. If a school achieved an increase in its annual attendance rate, it received a monetary award -- corresponding to the appropriate increase in funding from the state. Each trimester, students with no tardies or absences are invited to a Principal's Picnic. The actual attendance rate for Sun View Elementary School in the 2004-05 school year was 96.26%.

Instructional Time

During the 2004-05 school year, all instructional minutes offered at Sun View Elementary School met or exceeded state requirements. For the 2004-05 school year, Sun View Elementary School offered 180 days of instruction comprised of 134 regular days, 35 modified Wednesdays, and 11 minimum days. Minimum days are used for parent/teacher conferences and the last day of school.

Students are released early on Wednesdays; the time is used for staff development, teacher planning, and faculty meetings.

	Instructional Minutes By Grade Level	
	Minutes Required	Actual Minutes
K	36,000	36,000
1st-3rd	50,400	50,400
4th-5th	54,000	58,410

Class Size

Sun View Elementary School maintained a schoolwide average class size of 21.8 students in the 2004-05 school year. The Class Size Distribution table shows the average class size by grade. The corresponding numbers show how many classes were taught with a certain number of students in each class, based on three different class sizes.

	Class Size Distribution											
	Average Class Size			Classrooms Containing:								
				1-20 Students			21-32 Students			33+ Students		
03	04	05	03	04	05	03	04	05	03	04	05	
K	19	16	20	5	5	3						
1st	17	20	20	4	3	3						
2nd	16	20	20	5	3	3						
3rd	19	20	20	4	4	3						
4th	32	28	32				2	2	2			
5th	29	28	32				3	2	1			
4th-5th	n/a	27	n/a						1			

The California Class Size Reduction (CSR) program provides funding to reduce kindergarten through third grade classes to 20 students or less. For the past three years, 100% of K-3 classrooms at Sun View Elementary participated in CSR.

Textbooks & Instructional Materials

Ocean View School District sets a high priority upon ensuring that sufficient and current textbooks and materials are available to support each school's instructional program. Ocean View School District held a Public Hearing on October 10, 2005, and determined that each school within the District has sufficient and good quality textbooks or instructional materials, pursuant to the settlement of Williams vs. the State of California. All students, including Special Education and English Learner students, are provided their own individual textbooks in core subjects for use in the classroom and to take home to complete required homework assignments. All textbooks and instructional materials used within the District are aligned with the California Academic Content Standards and Frameworks and have been selected from the state's most recent list of standards-based materials. The District follows the State Board of Education's six-year adoption cycle for core content materials. The chart below illustrates the textbooks currently in use at Sun View Elementary School. (As of January 2006)

Subject	Publisher	Grade Level	Adoption Year	Quality & Availability of
				Standards Aligned Textbooks
Language Arts	Houghton Mifflin	K-5	2002	Sufficient
Math	Scott Foresman	K-5	2001	
Social Science	McGraw-Hill	K-5	2000	
Science	Harcourt Brace	K-5	2003	

Sun View Elementary School's library, open from 8:30 a.m. to 2:50 p.m. daily, and contains a wide assortment of books, periodicals, and reference materials available to students and staff. Students visit the library weekly with their classes. The library also contains several Internet-connected computers so that students may also conduct research and access resources on-line.

The District is committed to providing state-of-the-art technology to all students. Teachers integrate technology into classroom curriculum, following the OVSD Student Technology Standards which are aligned to the National Educational Technology Standards. At Sun View Elementary School, each first and second grade classroom has two Internet-connected computers, and each third grade classroom has three computers. Fourth and fifth grade classrooms have six fully-networked computers and Smartboards. The school uses standards-aligned software such as CornerStone Language, A+, and Tenth Planet to enhance and extend student learning. Additional technology tools available to teachers for classroom instruction include digital cameras, LCD projectors, and video cameras.

Computer Resources

	2003	2004	2005
Computers	90	69	74
Students per computer	5.4	6.4	5.3
Classrooms connected to Internet	11	19	31

Student Support Services & Specialized Programs

The school and District employ qualified personnel to provide support services. An active Student Study Team (SST) meets frequently to address issues that affect the ability of a student to perform at his or her best in school. Using a collaborative approach, members of the SST evaluate and recommend various intervention strategies and services to meet the unique needs of the referred student. For students at-risk of retention, a Monitor and Assistance Plan (MAP) is created in collaboration with the parent, student, and teacher. The plan outlines intervention strategies and the roles and responsibilities of each participant. The following is a list of support service offered to students at Sun View Elementary School.

Counseling & Support Services Staff

	Number of Staff	Full Time Equivalent
Librarian	1	0.6
Adaptive PE Specialist	1	*
Counselor	1	0.7
Health Clerk	1	0.8
Nurse	1	0.2
Campus Supervisors	3	0.5
Psychologist	1	0.3
Resource Specialist	1	1.0
Special Day Class Teacher	1	1.0
Speech/Language Specialist	1	1.0
Title I Teacher	1	0.6

* Services are provided on an as-needed basis.

Using standards-based adopted textbooks and materials, teachers are able to adapt classroom instruction to meet students' unique learning styles. When further assistance is needed for students to achieve grade level standards, several strategies are in place. At Sun View Elementary School, students are grouped by learning level to receive intensive reading instruction 90 minutes daily. Title I funding supports three additional teachers and four instructional aides who work with students in developing literacy skills four days a week. Kindergarten and first grade students receive early literacy intervention from two reading intervention specialists through the Scott Foresman materials for 30 minutes daily in a small group setting. Fourth and fifth grade students needing further support in literacy use the Language! program. After-school tutoring is also available to qualifying students through the 21st Century Grant.

Ocean View School District offers the Gifted and Talented Education (GATE) program to students in grades four through eight who have been recognized as capable of attaining high levels of achievement by their teachers and identified through testing programs.

Students in the GATE program have the option of attending the magnet program at Circle View Elementary School.

For students whose primary language is not English and who have limited English proficiency, Ocean View School District offers programs to help them acquire English as quickly as possible and prepare them to meet the state's academic content standards. Students are identified as English Learners through the California English Language Development Test (CELDT). At Sun View Elementary School, students learning English receive 30 minutes of English Language Development daily, in addition to 90-120 minutes of core instruction, and are placed with teachers who have supplemental credentials to provide instruction to English Learners.

Sun View Elementary School provides instruction to all students in the least restrictive environment possible. Students with disabilities are accommodated with a variety of options. A team consisting of the parent, school administrator, general education teacher, psychologist, and special education teacher, develops an Individual Education Plan (IEP). The IEP defines the individualized instruction a child will receive which may include services from a Speech and Language Specialist, Occupational Therapist, Resource Specialist, Adaptive Physical Education Specialist, or placement in a Special Day Class. Sun View Elementary School offers a Resource Specialist Program and speech/language therapy for all grade levels.

Curriculum Improvement

The writing and implementation of Ocean View School District's curriculum is an ongoing process, designed to address continual instructional improvement and the implementation of state standards and associated adopted instructional materials. Under the leadership of the Assistant Superintendent of Curriculum and Instruction, the Instructional Advisory Council establishes the District's long-range objectives and vision as well as oversees eight subject area Curriculum Committees. Curriculum Committee members, comprised of administrators, teacher representatives, and parents, analyze testing data to determine students' progress in learning the standards, assess the effectiveness of District programs in meeting students' learning needs, evaluate and recommend new programs for implementation, articulate curriculum among grade levels, and develop District assessments.

School Leadership

Leadership at Sun View Elementary School is a responsibility shared among District administration, the principal, instructional staff, students, and parents. For the past three years, John Drake has been principal of Sun View Elementary School. Mr. Drake has served as grade 7-8 English/Language Arts teacher and assistant principal and has eleven years of experience in education. Assisting the principal are the Principal's Advisory Council and the Literacy Leadership Team comprised of representative teachers. These teams meet monthly. The Principal's Advisory Council monitors the school's curriculum and student achievement as well as addresses broader school concerns. The Literacy Leadership Team helps guide the implementation of a standards-based curriculum. The team members act as communication liaisons whereby they bring ideas and issues from their colleagues to be discussed in an open forum.

Staff members, students, and parents participate on various committees that make decisions regarding the priorities and direction of our educational plan and to ensure instructional programs are consistent with students' needs and comply with District goals. Our school's committees and organizations include: Student Council, School Site Council (SSC), English Learners Advisory Committee (ELAC), and the Parent Teacher Organization (PTO). At the District level, parents participate on the Instructional Advisory Council, the President's Roundtable, District ELAC, District Community Budget Advisory Committee, and the Gifted and Talented Education Parent Advisory Council.

Contact Information

Parents who wish to volunteer or participate in Sun View Elementary School's leadership teams, school committees, and school activities may call the school's office at (714) 847-9643.



Measures of Student Achievement

To obtain accurate and valid measures of educational progress, Ocean View School District offers students multiple opportunities to demonstrate mastery of state and District grade-level standards. Multiple measures of assessment monitor the progress of students and measure the effectiveness of the instructional program and include District assessments, state standardized tests, classroom observation, and report card grades.

In the Ocean View School District, students take a battery of District assessments four times a year -- at the start of the school year and at the end of each trimester. Assessments measure student ability in reading, writing, and math. Results are compiled into an individual Student Assessment Profile/Rubric for each child. Teachers use this information to modify instruction according to a child's needs, recommend interventions to increase the level of achievement, and monitor possible retention candidates.

In addition to District-established performance objectives, the state and federal governments have set standards for student achievement. A school's progress in meeting or exceeding those standards is measured through the results of testing and other criteria. The following sections provide an overview of tests and associated data showing the progress of students at Sun View Elementary School and the Ocean View School District, and a comparison of that progress to students throughout the state.

California Standards Tests (CST)

The California Standards Test (CST), a component of the STAR Program, is administered to all students in the spring to assess student performance in relation to the State Content Standards. Student scores are reported as performance levels: Advanced (exceeds state standards), Proficient (meets standards), Basic (approaching standards), Below Basic (below standards), and Far Below Basic (well below standards). The combined percentage of students scoring at the Proficient and Advanced levels in English/Language Arts, Math, and fifth grade Science, for the most recent three-year period, is shown below.

California Standards Test (CST)																											
Combined % of Students Scoring at Proficient and Advanced Levels																											
		<u>Language Arts</u>									<u>Math</u>									<u>Science</u>							
		2			3			4			5			2			3			4			5				
		03	04	05	03	04	05	03	04	05	03	04	05	03	04	05	03	04	05	03	04	05	04	05			
		All Students																									
Sun View		30	33	41	34	31	37	32	57	56	30	45	39	48	65	58	29	32	54	45	56	56	27	30	50	24	34
OVSD		48	49	59	47	41	47	52	55	63	51	56	59	70	72	75	54	61	70	59	60	67	48	52	63	35	46
California		36	36	42	33	30	31	39	40	47	36	40	43	53	51	56	46	48	54	45	45	50	35	38	44	24	28
		Females																									
Sun View		35	37	32	31	37	46	40	58	53	33	52	38	41	69	61	25	37	51	60	52	47	26	40	49	20	30
OVSD		53	51	60	50	45	51	55	61	66	57	63	61	70	71	72	51	60	68	60	61	67	51	56	64	31	42
California		40	39	45	37	33	35	43	43	52	39	44	46	51	50	55	43	47	54	46	45	51	35	38	45	22	26
		Males																									
Sun View		26	28	50	38	27	27	26	56	59	28	41	41	53	63	54	32	30	58	31	62	63	28	24	52	26	38
OVSD		44	47	58	45	38	44	47	49	61	44	49	58	69	73	77	58	61	72	57	59	68	46	48	62	38	50
California		33	32	39	30	28	29	35	36	44	31	36	39	54	52	58	47	50	56	46	45	50	35	36	43	26	32
		English Learners																									
Sun View		26	27	33	25	12	24	0	42	39	5	8	8	37	67	67	25	27	43	17	50	48	9	8	15	8	8
OVSD		26	27	35	18	19	20	15	20	27	11	20	18	51	54	57	29	41	50	35	36	51	18	18	26	2	7
California		19	18	23	13	11	12	15	15	19	9	12	13	37	38	43	30	32	40	29	26	32	15	17	22	4	6
		Socioeconomically Disadvantaged																									
Sun View		26	29	42	32	20	29	20	50	49	24	31	24	42	58	67	22	31	53	37	53	62	17	16	45	9	28
OVSD		29	28	41	24	26	23	25	33	43	28	33	36	55	56	60	33	46	49	39	45	57	27	28	38	13	19
California		23	22	28	20	17	17	24	25	32	20	24	28	41	40	45	34	36	44	33	32	38	22	25	32	11	14
		Caucasian																									
Sun View		32	31	46	35	48	44	33	51	76	30	46	44	58	69	54	30	48	50	48	51	67	27	31	53	31	39
OVSD		58	60	69	59	51	58	64	65	75	60	67	69	79	80	82	63	70	79	67	66	74	55	60	72	45	60
California		54	53	61	52	48	51	59	59	68	54	60	63	71	67	73	61	64	70	61	61	65	49	51	58	42	49
		Hispanic																									
Sun View		13	32	35	23	7	11	26	45	34	16	35	24	26	50	55	19	14	47	42	55	41	13	11	43	5	24
OVSD		24	27	39	21	20	19	27	29	37	25	32	35	51	51	58	31	38	45	40	40	49	23	27	36	13	20
California		23	22	28	19	17	17	24	25	32	20	25	27	40	39	44	33	36	43	33	33	38	22	25	33	11	14

Academic Performance Index (API)

The Academic Performance Index (API) is a score on a scale of 200 to 1000 that annually measures the academic performance and progress of individual schools in California. On an interim basis, the state has set 800 as the API score that schools should strive to meet.

Growth Targets: The annual growth target for a school is 5 percent of the distance between its API Base and 800. The growth target for a school at or above 800 is to remain at or above 800. Actual growth is the number of API points a school gained between its base and growth years. Schools that reach their annual targets are eligible for awards.

Subgroup APIs and Targets: In addition to a schoolwide API, schools also receive API scores for each numerically significant subgroup in the school (i.e., racial/ethnic subgroups and socioeconomically disadvantaged students). Growth targets, equal to 80 percent of the school's target, are also set for each of the subgroups. Each subgroup must also meet its target for the school to be eligible for awards.

Percent Tested: To be eligible for awards, elementary and middle schools must test at least 95 percent of their students in grades 2 through 8, and high schools must test at least 90 percent of their students in grades 9 through 11 on STAR assessments.

Statewide Rank: Schools receiving an API Base score are ranked in ten categories of equal size (deciles) from 1 (lowest) to 10 (highest), according to type of school (elementary, middle, or high school).

Similar Schools Rank: Schools also receive a ranking that compares that school to 100 other schools with similar demographic characteristics. Each set of 100 schools is ranked by API score from 1 (lowest) to 10 (highest) to indicate how well the school performed compared to similar schools.

California Achievement Test Survey (CAT/6)

The California Achievement Test (CAT/6) is a standardized norm-referenced test (NRT), which indicates how the student or group of students compares with that of a norm group and other students from around the country. In August of 2004 the governor signed legislation reauthorizing the STAR Program.

Prior to the reauthorization the California Achievement Tests, Sixth Edition Survey (CAT/6 Survey) were administered to all students in grades two through eleven. The reauthorization program requires administering the CAT/6 Survey only to students in grades three and seven. Students in grades three and seven were tested in reading, language, spelling, and mathematics. The purpose of administering the CAT/6 Survey is to determine how well California students are achieving academically compared to a national sample of students tested in the same grade at the same time of the school year. The chart at right reflects the percentages of students scoring at or above the 50th percentile, or those students performing at average/above average level, in Reading and Math.

	CAT/6 Norm Referenced Test																					
	% At or Above 50th Percentile																					
	Reading						Math															
	2		3		4		5		2		3		4		5							
	03	04	05	03	04	05	03	04	05	03	04	05	03	04	05	03	04	05				
Sun View	37	52		38	39	47	40	49		36	44		60	75		45	39	63	35	51	34	33
OVSD	56	65		46	46	50	45	47		55	53		73	77		62	65	70	58	62	62	62
California	46	47		34	35	36	35	36		40	41		57	59		52	54	55	48	49	49	50
	Subgroups																					
Females	50	60		42	57	46	43	55		40	44		62	80		42	50	57	43	48	30	40
Males	28	44		35	27	48	37	44		32	45		60	69		49	32	70	29	53	38	29
Socioeconomically Disadvantaged	33	50		30	37	41	31	41		31	31		65	76		41	34	62	29	47	29	19
English Learners	33	53		25	46	33	8	33		9	23		63	73		25	38	52	8	25	14	15
Caucasian	39	50		46	30	53	41	49		35	46		68	75		43	48	66	41	51	32	42
Hispanic	29	45		27	39	32	37	45		32	37		48	68		31	25	63	32	40	19	16

Beginning in 2005, the CAT/6 will test reading/language arts & math in grades three and seven and no longer test science in any grade.

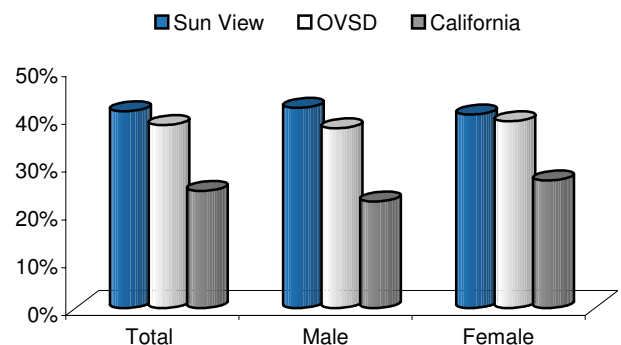
Physical Fitness

In the spring of each year, Sun View Elementary School is required by the state to administer a physical fitness test to all students in fifth grade. The physical fitness test is a standardized evaluation that measures each student's ability to perform fitness tasks in six major areas. Students that meet or exceed the standards in all six fitness areas are considered to be physically fit or in the 'healthy fitness zone' (HFZ).

No Child Left Behind

No Child Left Behind (NCLB) is a federal law enacted in January 2002 that reauthorized the Elementary and Secondary Education Act (ESEA). It mandates that all students (including students who are economically disadvantaged, are from racial or ethnic minority groups, have disabilities, or have limited English proficiency) in all grades meet the state academic achievement standards for Mathematics and English/Language Arts by 2014.

Healthy Fitness Zone Grade 5



Schools must demonstrate "Adequate Yearly Progress" (AYP) toward achieving that goal. AYP mandates that certain requirements are met each year:

- Each school and subgroup must perform to a proficiency level; 24.4% of elementary and middle school students must be proficient in English and 26.5% must be proficient in Math.
- At least 95% of students must take state standards tests.
- Schools must show improvement in the Academic Performance Index (API).

There are several consequences for schools that do not meet the AYP standards, including additional tutoring and replacing of staff. Students would also be allowed to transfer to schools (within their district) that meet their AYPs, and the former school would be required to provide the transportation to the new site. After two consecutive years of failure in a particular subgroup, the school becomes eligible for Title I Program Improvement (PI). Schools can be categorized as PI for a maximum of five years; however, a school may exit from this status after two consecutive years of success in the affected subgroup(s).

		Federal Intervention Programs				
		Year Identified for PI	Current Year in PI	Year Exited PI	Type of Title I Program	% of Schools Identified for PI
Sun View		-	-	-	TAS	-
OVSD		-	-	-	-	0 0.0%

TAS - Targeted Assistance School

A "Yes" in the chart below means the school or subgroup was at or above the 2005 targets for the 95% participation rate or percent proficient. "No" means the school or subgroup was below the 95% participation rate or percent proficient. Sun View Elementary School met the 2005 AYP criteria.

Adequate Yearly Progress 2005																
	% Participation Rate						% Proficient or Advanced									
	English/Language Arts				Math		English/Language Arts				Math					
	Sun View		OVSD		Sun View	OVSD	Sun View		OVSD		Sun View	OVSD				
	Met	%	Met	%	Met	%	Met	%	Met	%	Met	%				
All Students	Yes	100%	Yes	100%	Yes	100%	Yes	100%	Yes	44.1%	Yes	57.2%	Yes	53.4%	Yes	63.5%
Subgroups																
African American	*	100%	Yes	100%	*	100%	Yes	99%	*	**	Yes	52.9%	*	**	Yes	61.2%
Asian	*	100%	Yes	100%	*	100%	Yes	100%	*	52.0%	Yes	71.3%	*	72.0%	Yes	84.6%
Hispanic	Yes	100%	Yes	100%	Yes	100%	Yes	100%	Yes	28.9%	Yes	32.2%	Yes	44.6%	Yes	41.1%
Caucasian	Yes	100%	Yes	100%	Yes	100%	Yes	100%	Yes	51.4%	Yes	67.1%	Yes	54.3%	Yes	70.2%
English Learners	Yes	100%	Yes	100%	Yes	100%	Yes	100%	Yes	30.7%	Yes	27.3%	Yes	46.7%	Yes	42.5%
Students w/Disabilities	*	100%	Yes	99%	*	100%	Yes	99%	*	0.0%	Yes	21.8%	*	7.4%	Yes	29.2%
Socioeconomically Disadvantaged (SED)	Yes	100%	Yes	100%	Yes	100%	Yes	100%	Yes	36.4%	Yes	34.8%	Yes	55.9%	Yes	45.7%

* The subgroup is not numerically significant for this school.

** Due to the moderate number of students tested, data is not disclosed.

Teacher Assignment

For the 2004-05 school year, Sun View Elementary School had 18 fully credentialed teachers in accordance with State of California guidelines.

Teacher misassignments represent the number of teachers who did not hold a legally recognized certificate or credential, including teachers who were assigned to classrooms with English Learners (EL) and who were not properly certificated to teach EL students. Teacher vacancies reflect the number of open teaching positions that were not filled by a full-time certificated teacher for an entire semester (for middle and high schools) or for an entire year (for elementary schools).

	Teacher Credential Status		
	03	04	05
Fully Credentialed	25	24	18
Emergency Credentials	0	0	0
Interns	0	0	1
Waivers	0	0	0

	Misassignments/Vacancies		
	03-04	04-05	05-06
Misassignments of Teachers of English Learners	0	0	7
Vacant Teacher Positions	0	0	0

The Federal No Child Left Behind Act requires that all teachers in core subject areas meet certain requirements in order to be considered as "Highly Qualified" no later than the end of the 2005-06 school year. Minimum qualifications include: possession of a Bachelor's Degree, possession of an appropriate California teaching credential, and demonstrated competence in core academic subjects.

	Teacher Education Levels 2004-05	
	Sun View	OVSD
Doctorate	0.0%	0.6%
Master's Degree +30*	10.5%	25.2%
Master's Degree	47.4%	40.4%
Bachelor's Degree +30*	36.8%	23.7%
Bachelor's Degree	5.3%	10.1%

*Indicates additional hours above and beyond degree.

	Highly Qualified Teachers 2005-2006	
	% of Courses Taught By Highly Qualified Teachers	
Sun View	100.0%	
All District Schools	100.0%	
High-Poverty Schools in District	100.0%	
Low-Poverty Schools in District	100.0%	

Teacher Evaluation & Professional Development

A constructive evaluation process is a fundamental element in a sound educational program. Non-tenured teachers are evaluated annually and tenured teachers are evaluated every other year. Evaluations are performed by administrators who have been trained and certified for competency to perform teacher evaluations. Evaluation criteria are modeled after the Stull guidelines for teacher evaluations and include: maintenance of a suitable learning environment, attainment of standards of expected student progress, working staff relationships, professional qualities, instructional techniques and strategies, adherence to curricular objectives, and other duties relevant to the position.

As part of the growth process, opportunities for training and staff development are provided at both the District and individual school sites to administrators, teachers, and classified staff. The District offers two staff development "buy-back" days annually where staff members are offered professional growth opportunities in curriculum, teaching strategies, and methodologies. Staff development topics are developed through needs identified by the adoption of new programs and results of student assessment. Staff members are encouraged to attend conferences and workshops offered through professional organizations such as the University of California Irvine campus, the Orange County Department of Education, and the West Orange County Professional Development Center. District technology trainers and an Orange County consultant offer supplemental training in technology.

In the 2004-05 school year, the District focus for staff training was on continuing to provide a balanced language arts, math, and science program, while piloting grade level assessments to support the standards-based report card; and refining and strengthening current instructional intervention strategies for at risk, special needs, English learners, and GATE students. Consultants from DataWorks Educational Research and Orange County Department of Education continued to work with staff to implement curriculum calibration in the classroom. In addition, staff expanded upon the expertise and resources provided by educational consultant Clay Roberts in building strong student developmental assets leading to a positive educational experience.

New teachers and teachers not yet fully credentialed are supported by peer coaching and extensive staff development through the Beginning Teacher Support and Assessment (BTSA) program and the Peer Assistance and Review (PAR) program. Both programs utilize the District's most effective veteran and knowledgeable teachers who assist with staff development and participate in such exercises as classroom visits, one-on-one meetings, and student work reviews.

Substitute Teachers

Ocean View School District employs more than 230 qualified substitute teachers, including part-time teachers, retired teachers, and aspiring full-time teachers. About 35-40 percent of District substitutes are fully credentialed; all have a minimum of a bachelor's degree, have passed the California Basic Education Skills Test, and have a 30-day substitute permit. On the rare occasion when a substitute is not available, students receive instruction from a certificated teacher or school administrator.



School Facilities & Safety

Sun View Elementary School provides a safe, clean environment for students, staff, and volunteers. School grounds encompass approximately 13.9 acres. Facilities include 23 permanent classrooms, six portable classrooms, a multi-purpose room, library, teachers' lounge, administrative offices, a fitness course, grassy fields and blacktop play areas.

Safety

Sun View Elementary School is a closed campus. Signs posted at all campus entry points direct visitors to check in with the front office. All visitors are required to register and to wear visitor badges during their stay.

While visits by parents and community members are welcomed, anyone wishing to be on campus during school hours should notify staff ahead of time. During lunch, breaks, and before and after school, noon duty aides, the principal, and teachers supervise students and monitor the campus.

The comprehensive Safe School Plan was developed by the District to comply with Senate Bill 187 (SB 187) of 1997. The plan provides students and staff a means of ensuring a safe and orderly learning environment. Each school includes the following requirements of SB 187 within their safe school plans: current status of school crime; child abuse reporting procedures; disaster procedures; policies related to suspension and expulsion; notification to teachers; sexual harassment policy; provision of a schoolwide dress code; safe ingress and egress of pupils, parents, and school employees to and from school; safe and orderly school environment; and school rules and procedures. The school evaluates the plan annually and updates it as needed. The plan was last updated in August 2005. Safety procedures, including elements of the Safe School Plan, are reviewed with school staff at the start of every school year.

Maintenance and Repair

Safety concerns are the number one priority of Maintenance and Operations. District maintenance supervisors are proactive and conduct inspections at school sites on a continual basis. Repairs necessary to keep the school in good repair and working order are completed in a timely manner. A work order process is used to ensure efficient service and that emergency repairs are given the highest priority. The District maintenance staff has indicated that 100% of all toilets on school grounds are in working order. The following chart illustrates the results of the most recent facilities inspection.

School Facility Conditions			
Date of Last Inspection: September, 2005			
Interim Evaluation Instrument Part	Facility in Good Repair		Deficiency & Remedial Actions Taken or Planned
	Yes	No	
Gas Leaks	x		
Mechanical Systems	x		
Windows/Doors/Gates (interior/exterior)	x		
Interior Surfaces (walls, floors, & ceilings)	x		
Hazardous Materials (interior/exterior)	x		
Structural Damage	x		
Fire Safety	x		
Electrical (interior/exterior)	x		
Pest/Vermin Infestation	x		
Drinking Fountains (inside/outside)	x		
Restrooms	x		
Sewer	x		
Playground/School Grounds	x		
Other	x		

Cleaning Process and Schedule

The District governing board has adopted cleaning standards for all schools in the district. A summary of these standards is available at the school office or at the District office. The site administration team works daily with the custodial staff to develop cleaning schedules to ensure a clean and safe school.

Deferred Maintenance Budget

The District participates in the State School Deferred Maintenance Program, which provides State matching funds on a dollar-for-dollar basis, to assist school districts with expenditures for major repair or replacement of existing school building components. Typically, this includes roofing, plumbing, heating, air conditioning, electrical systems, interior or exterior painting, and floor systems. For the 2004-05 school year, the District budgeted \$704,300 for the deferred maintenance program. This represents 1.01% of the District's general fund budget.

Deferred Maintenance Projects

For the 2004-05 school year, the District's governing board approved deferred maintenance projects for this school that will result in minor improvements throughout the school. The District's complete deferred maintenance plan is available at the District office.

Community Involvement

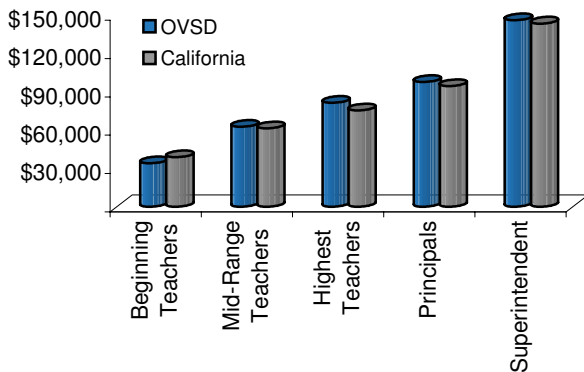
Parents and the community are very supportive of the educational program at Sun View Elementary School. The PTO has made generous contributions of time and money to numerous programs and activities, including organizing Family Fun Day to foster community, paying for all student field trips and assemblies, promoting membership for the school, opening up the Level Book Reading Room, and providing generous amounts of school necessities. Sun View Elementary School is grateful for the many hours contributed by our parent volunteers. School programs are further enriched by strong community partnerships, including organizations such as Golden West and Orange Coast Colleges, University of California Irvine, National University, and California State University Long Beach. Home Depot and Kaboom! (a non-profit program) built a playground/fitness course at Sun View Elementary School.

Parents are encouraged to be involved in their child's education through volunteering in the classroom, participating on organized committees, and attending schoolwide events such as Back-to-School Night, Open House, Talent Show, Family Fun Day, Friday Flag Assemblies, and student performances. Parents are kept informed of school activities through the monthly "Sun Views" Newsletter and through weekly packets.

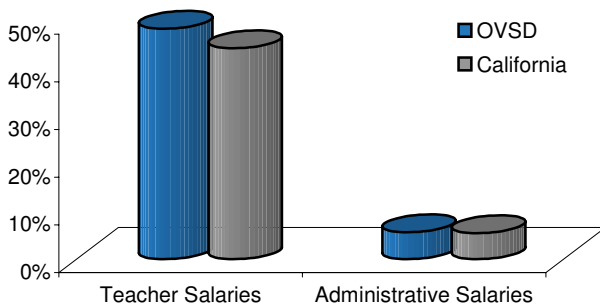
Salary & Budget Comparison

State law requires comparative salary and budget information to be reported to the general public. At the time this report was published, the most recent salary comparison data from the State of California was for the 2002-03 school year. For comparison purposes, the State Department of Education has provided average salary data from elementary school districts having over 5,000 average daily attendance throughout the state.

**Average Salary Information
Teachers-Principals-Superintendent**



**Teacher & Administrative Salaries
as a Percentage of Total Budget**



Expenditures & Services Funded

At the time this report was published, the most recent financial and salary comparison data from the State of California was for the 2003-04 school year. Ocean View School District spent an average of \$6,652 to educate each student.

Current Expense of Education Per Student*

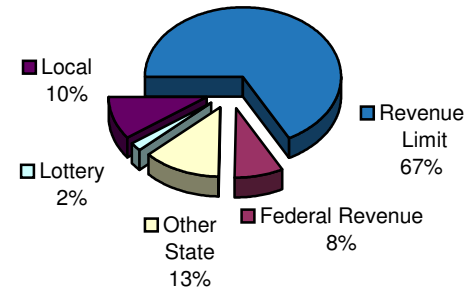
OVSD	Statewide Average	
	All Elementary School Districts	All Districts
\$6,652	\$6,643	\$6,919

*Ed-Data and California Department of Education, School Fiscal Services Division - J-200 Reports.

Ocean View School District receives federal and state categorical funding for special programs. For the 2003-04 school year, the District received approximately \$1,394 per student in federal and state aid for categorical, special education, and other support programs including:

- Class Size Reduction
- Drug/Alcohol/Tobacco Education Funds
- Economic Impact Aid
- Educational Technology Assistance
- Federal, ECIA/ESEA/IASA
- Gifted and Talented Education (GATE)
- Home-to-School Transportation
- Instructional Materials
- Peer Assistance and Review
- School Improvement Program
- Special Education Transportation
- Federal, Special Education, Discretionary Grants
- Federal, Special Education Entitlement per UDC

**District Revenue
2003-04**



**District Expenditures
2003-04**

