



Ocean View School District

2008-2009

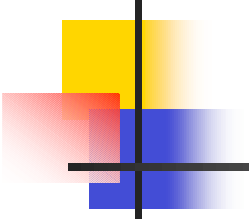
Accountability Progress Report



Accountability Progress Report (APR)

- What is included in the APR?
 - State Measure of Performance:
Academic Performance Index (API)
 - Federal Measure of Performance:
Adequate Yearly Progress (AYP)

Academic Performance Index (API)

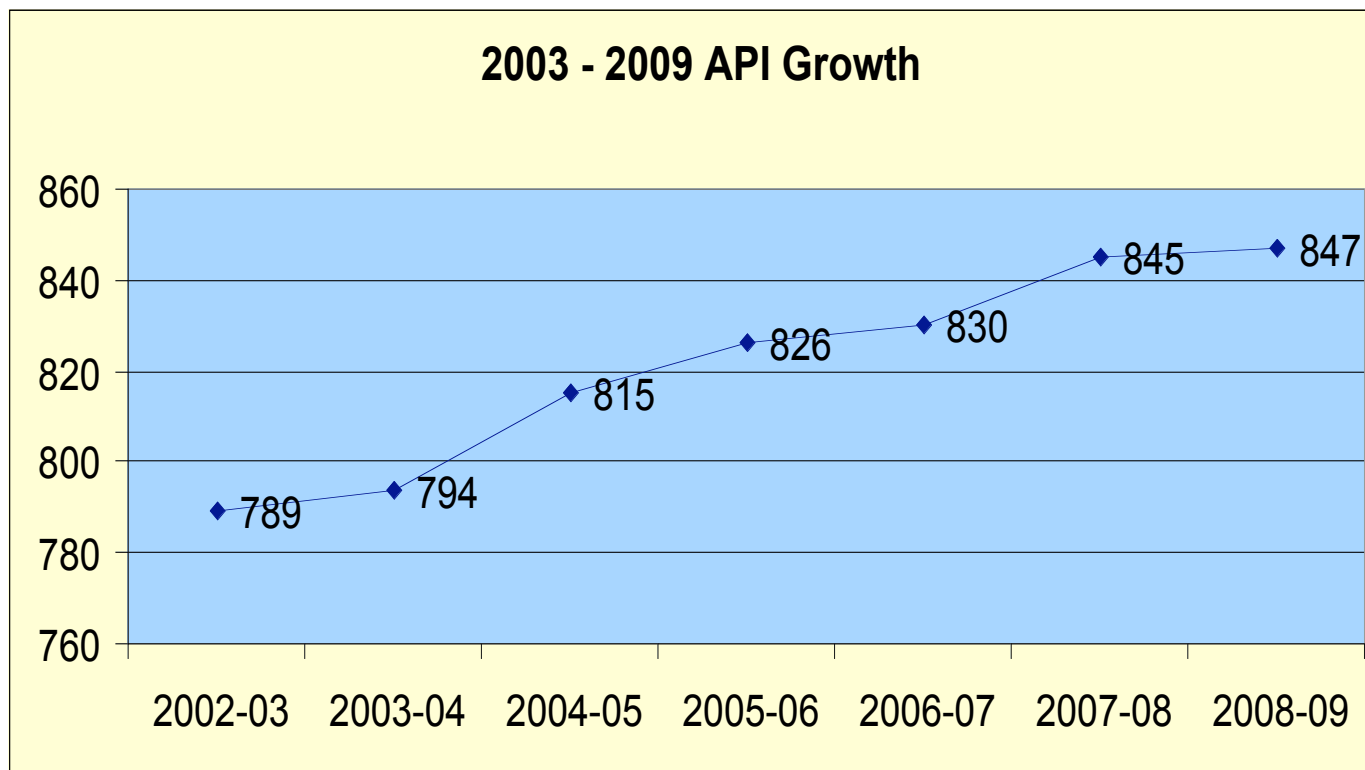
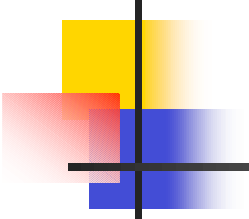


- The state's measurement of improvement for schools and districts in California
 - API scores range from 200-1000
 - The state target is 800

Ocean View's API = 847

State-wide API = 755

Ocean View District API 2003 - 2009





School-wide API

The API for each school is calculated on a variety of factors. The growth target is based on 5 percent of the difference between the school's API and the state-wide performance target of 800 (5 point minimum). Schools at or exceeding 800 are expected to maintain that level of achievement. Schools must also meet API growth targets for each numerically significant subgroup.



School-wide API (2-5)

<u>School</u>	<u>API</u>	<u>Growth</u>
Circle View	925	3
College View	820	7
Golden View	829	3
Harbour View	914	14
Hope View	916	21
Lake View	806	-5
Oak View	723	-43
Star View	861	6
Sun View	763	-4
Village View	875	-1
Westmont	825	1



School-wide API (6-8)

<u>School</u>	<u>API</u>	<u>Growth</u>
Marine View	864	26
Mesa View	855	-8
Spring View	834	-7
Vista View	829	25



Adequate Yearly Progress (AYP)

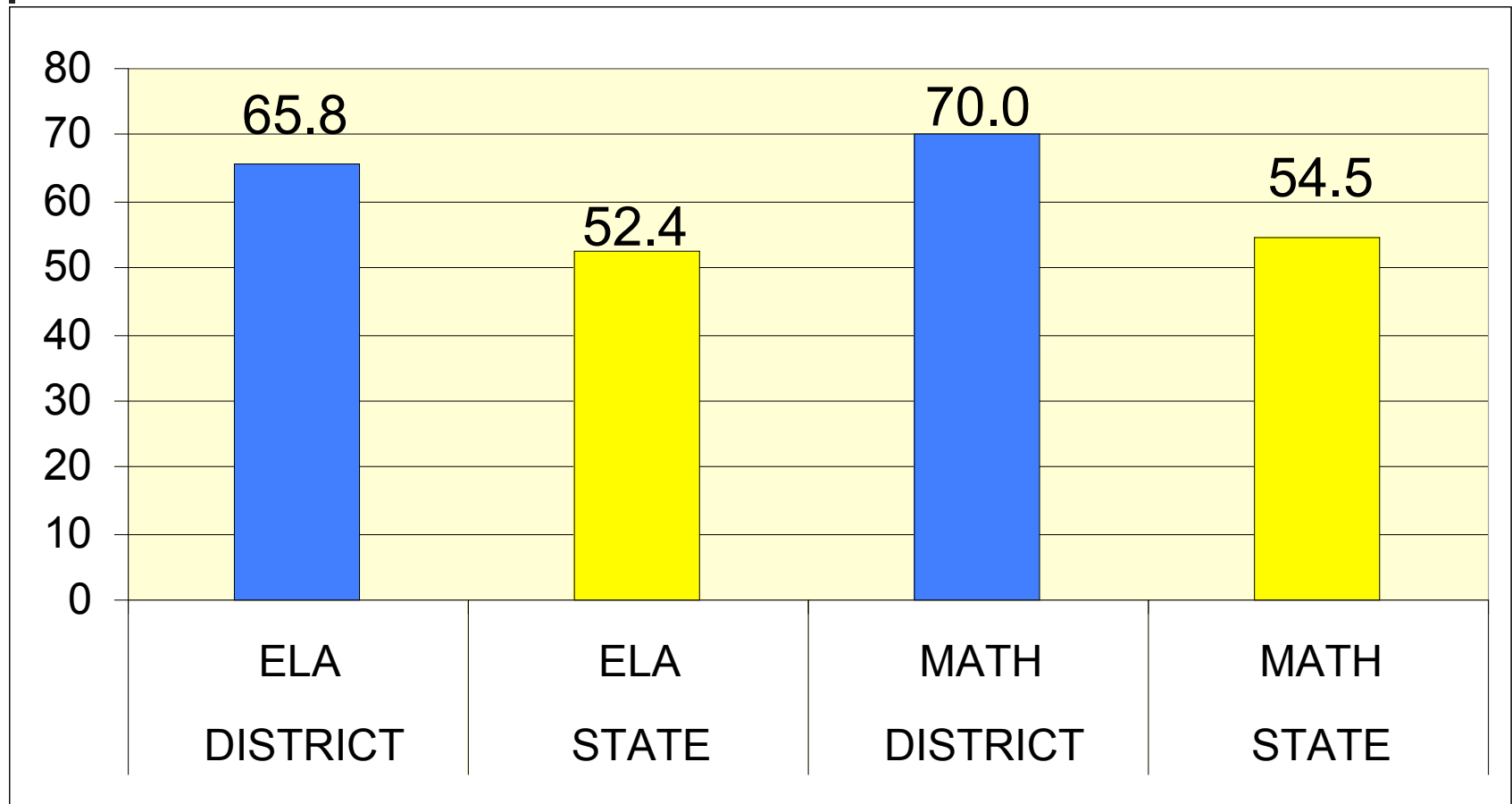
- The AYP Report indicates if schools are meeting common standards of academic performance
- Proficiency is based on federal targets
- GOAL: All students will be proficient or above by 2014



AYP Federal Targets

Year	English Language Arts	Mathematics
2001-2002	13.6	16.0
2002-2003	13.6	16.0
2003-2004	13.6	16.0
2004-2005	24.4	26.5
2006-2007	24.4	26.5
2007-2008	35.2	37.0
2008-2009	46.0	47.5
2009-2010	56.8	58.0
2010-2011	67.6	68.5
2011-2012	78.4	79.0
2012-2013	89.2	89.5
2013-2014	100.0	100.0

District-wide AYP





Individual Schools School-wide AYP (2-5)

<u>School</u>	<u>ELA</u>	<u>Math</u>
Circle View	81.8	85.2
College View	60.9	62.1
Golden View	60.6	63.6
Harbour View	79.0	85.9
Hope View	83.0	83.5
Lake View	51.0	64.4
Oak View	34.5	52.6
Star View	63.7	72.5
Sun View	48.0	57.7
Village View	71.5	76.3
Westmont	52.4	72.6



Individual Schools School-wide AYP (6-8)

<u>School</u>	<u>ELA</u>	<u>Math</u>
Marine View	72.3	68.1
Mesa View	73.0	69.0
Spring View	64.8	68.1
Vista View	61.2	64.5



District Subgroups

In addition to meeting school-wide AYP targets, each significant subgroup must meet the AYP at the school and District levels.

Targets: ELA = 46.0; Math = 47.5



District Subgroups (AYP)

<u>Subgroup</u>	<u>EL</u>	<u>Math</u>
African American	75.0	77.0
Asian	80.0	86.0
Hispanic or Latino	42.6	51.2
White	75.3	76.8
Socio-economically Disadvantaged	44.0	53.0
English learners	42.6	54.4
Students with disabilities	37.7	40.8



Program Improvement (PI)

A District is identified as a district in Program Improvement when:

1. A significant subgroup does not meet AYP for two consecutive years in the same content area; or
2. All grade spans (2-5; 6-8) do not meet AYP for two consecutive years in the same content area



Ocean View Identified as a Program Improvement District

Ocean View was identified under two criteria:

1. The Students with Disabilities subgroup did not make AYP for two consecutive years in math
2. The District grade spans did not make AYP in English language arts for two consecutive years



Grade Spans

The following subgroups did not make federal targets in the grade spans

- Hispanic or Latino
- Socio-economically Disadvantaged
- English Learners
- Students with Disabilities



Program Improvement Requirements

1. Notify parent of PI status
2. Administer the Academic Program Survey (APS) at selected schools
3. Complete District Assistance Survey (DAS) and other specific surveys for English learners and students with disabilities



Program Improvement Requirements (con't.)

4. Write an addendum to the Local Education Agency (LEA) Plan and submit to CDE
5. Implement the LEA Plan addendum
6. Reserve 10% of the District's Title I funds for high quality staff development



Next Steps

- All schools will evaluate their data and identify students not meeting targets
- Review the results of the District and site surveys (required by PI)
- Identify gaps and supplement with researched-based programs and practices