

# OCEAN VIEW SCHOOL DISTRICT

## Star View Elementary School

8411 Worthy Dr., Midway City, CA 92655  
 Phone: (714) 897-1009 FAX: (714) 373-0769

**Kristi Hickman, Principal**



*A California Distinguished School*

## 2004-2005 School Accountability Report Card



### Ocean View School District

17200 Pinehurst Lane  
 Huntington Beach, CA 92647  
 (714) 847-2551  
 (714) 847-1430 FAX  
[www.ovsd.org](http://www.ovsd.org)

### Board of Trustees

Sharon Holland  
 Barbara Boskovich  
 Carolee Focht  
 Debbie Cotton  
 Tracy Pellman

### District Administration

Karen Colby  
 Interim Superintendent

Beverly Hempstead  
 Interim Assistant Superintendent,  
 Curriculum and Instruction

Michael A. Luker  
 Assistant Superintendent,  
 Human Resources

Mary Lou Beckmann  
 Chief Financial Officer

Carolyn Stocker  
 Chief Operations and Facilities Officer

***Voter approval of Proposition 98 in November of 1988 requires that each school publish an annual School Accountability Report Card (SARC) to explain school programs, their costs, and effectiveness. In addition, Federal No Child Left Behind legislation requires an annual report of progress in meeting State and National objectives. This annual report is based on the best data available at the time of publication.***

### Principal's Message

Star View Elementary School is a dynamic and unique school among the eleven elementary schools in the Ocean View School District. Although much of the District is in Huntington Beach, Star View's location allows us to serve students from Westminster, Midway City, and Fountain Valley. Our current population reflects the ethnic diversity of our community, as seen in the chart below. The exemplary reputation of Star View Elementary School shines in our community.

The epitome of a model school, our warm and caring atmosphere is balanced with the highest level of professionalism and commitment to student success. Star View Elementary School teachers pride themselves in maintaining a high level of expertise based on current practices, often sharing their knowledge throughout the school and District. A variety of instructional strategies are implemented to meet diverse student needs, promote student achievement, foster independence, build character, and encourage life-long learning. Star View Elementary School's commitment to the success of all students results from an open partnership among parents, students, community, and our staff. Together we work to meet the needs of each individual in an atmosphere of respect while celebrating our diversity. Our reputation is one of academic excellence; child centered, standards-based curriculum emphasizing thinking and meaning; site based teamwork and decision making; and instructional practices that promote life-long learning and success for all!



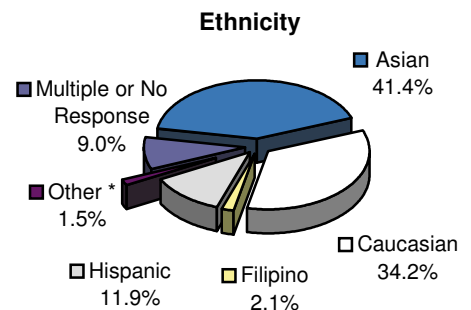
### School Mission Statement

The mission of Star View Elementary School and of the Ocean View School District is to provide all students with a high quality educational program which: meets their individual, social, emotional, and physical health needs; creates a school environment that will best promote the learning necessary for each student to acquire maximum knowledge and experience; and fosters in each student a feeling of personal worth and philosophy that encompasses worthy moral and ethical values, and sustains a growing awareness of our interdependence with society and the environment.

### District & School Profile

Located in western Orange County, minutes from the scenic California coastline, the Ocean View School District educates more than 10,000 pre-kindergarten through eighth grade students in the northern half of Huntington Beach and portions of Westminster, Fountain Valley, and Midway City. Founded in 1874, the District is proud of its long tradition of academic excellence. There are currently eleven elementary schools and four middle schools in the District. Students from Ocean View School District attend high schools within the Huntington Beach Union High School District. Award winning schools, a rigorous and supportive educational program, strong community partnerships, and high levels of parental involvement are hallmarks of the Ocean View School District. Ocean View School District is dedicated to educational excellence and the continuous academic growth of all students, supporting its motto: *"Charting the Course -- Success for All."*

Star View Elementary School, a California Distinguished School, serves 565 students on a traditional school calendar year. Since it opened in 1965, Star View has had a close and active relationship with the community. Respect and closeness run so deep that four former students have recently returned to Star View... as teachers!



\* Other includes African American (0.7%), Pacific Islander (0.4%), and American Indian (0.4%).

## Discipline & Climate for Learning

Star View Elementary School has a high standard for student behavior. Students are guided by specific rules and classroom expectations that promote respect, cooperation, courtesy, and acceptance of others. Behavioral expectations are clearly explained and consistently enforced. Parents and students are informed of discipline policies through the student handbook, parent letter, Back-to-School Night, beginning of the year assembly, and weekly Flag Assemblies.

The Suspensions and Expulsions table below displays the total number and percentage of incidents at the school and in the district. Suspension numbers may be inflated because some students may have been suspended multiple times. Expulsions occur only when required by law or when all other alternatives have been exhausted.

	Suspensions & Expulsions					
	Star View			OVSD		
	02-03	03-04	04-05	02-03	03-04	04-05
Suspensions	11	7	3	444	574	372
Suspension Rate	1.8%	1.2%	0.5%	4.4%	5.6%	3.7%
Expulsions	0	1	0	2	1	1
Expulsion Rate	0.0%	0.1%	0.0%	0.02%	0.009%	0.009%

## Student Recognition

At Star View Elementary School, "going to the Principal's office" is not always a bad thing! Each week students from every class make appointments to share their "Star Quality" work with Principal Hickman.

At the beginning of every school year, the students and teachers of each class draft and sign a class constitution containing specific rules of conduct based on the idea of committing "Random Acts of Simple Kindness." This philosophy of respect and acceptance is further facilitated by the school's conflict management program. Students who best exemplify these characteristics are recognized at weekly Flag Assemblies in front of their parents and peers.

## Class Size

Star View Elementary School maintained a schoolwide average class size of 21.7 students in the 2004-05 school year. The Class Size Distribution table shows the average class size by grade. The corresponding numbers show how many classes were taught with a certain number of students in each class, based on three different class sizes.

	Class Size Distribution											
	Average Class Size			Classrooms Containing:								
				1-20 Students			21-32 Students			33+ Students		
03	04	05	03	04	05	03	04	05	03	04	05	
K	20	17	18	6	5	5						
1st	20	19	19	5	5	3						
2nd	18	19	20	5	5	5						
3rd	20	20	18	6	5	5						
4th	30	32	30				3	3	3			
5th	30	31	28				3	3	4			

The California Class Size Reduction (CSR) program provides funding to reduce kindergarten through third grade classes to 20 students or less. For the past three years, 100% of K-3 classrooms at Star View Elementary participated in CSR.

## Curriculum Improvement

The writing and implementation of Ocean View School District's curriculum is an ongoing process, designed to address continual instructional improvement and the implementation of state standards and associated adopted instructional materials.

Under the leadership of the Assistant Superintendent of Curriculum and Instruction, the Instructional Advisory Council establishes the District's long-range objectives and vision as well as oversees eight subject area Curriculum Committees. Curriculum Committee members, comprised of administrators, teacher representatives, and parents, analyze testing data to determine students' progress in learning the standards, assess the effectiveness of District programs in meeting students' learning needs, evaluate and recommend new programs for implementation, articulate curriculum among grade levels, and develop District assessments.

## Instructional Time

During the 2004-05 school year, all instructional minutes offered at Star View Elementary School met or exceeded state requirements. For the 2004-05 school year, Star View Elementary School offered 180 days of instruction comprised of 134 regular days, 35 modified Wednesdays, and 11 minimum days. Minimum days are used for parent/teacher conferences and the last day of school. Students are released early on Wednesdays so that we may use the time for staff development, teacher planning, and faculty meetings.

	Instructional Minutes By Grade Level	
	Minutes Required	Actual Minutes
K	36,000	36,000
1st-3rd	50,400	50,400
4th-5th	54,000	58,410

## Textbooks & Instructional Materials

Ocean View School District sets a high priority upon ensuring that sufficient and current textbooks and materials are available to support each school's instructional program. Ocean View School District held a Public Hearing on October 10, 2005, and determined that each school within the District has sufficient and good quality textbooks or instructional materials, pursuant to the settlement of Williams vs. the State of California. All students, including Special Education and English learner students, are provided their own individual textbooks in core subjects for use in the classroom and to take home to complete required homework assignments. All textbooks and instructional materials used within the District are aligned with the California Academic Content Standards and Frameworks and have been selected from the state's most recent list of standards-based materials. The District follows the State Board of Education's six-year adoption cycle for core content materials. The chart below illustrates the textbooks currently in use at Star View Elementary School. (As of January 2006)

Subject	Publisher	Grade Level	Adoption Year	Quality & Availability of
				Standards Aligned Textbooks
Language Arts	Houghton Mifflin	K-5	2002	Sufficient
Math	Scott Foresman	K-5	2001	
Social Science	McGraw-Hill	K-5	2000	
Science	Harcourt Brace	K-5	2003	



In addition to books, Star View's fully automated library contains computers, videos, audiotapes, DVDs, and periodicals. It is open before, during, and after school and students make weekly visits with their classes. A library specialist is available to students 25 hours per week and is assisted by numerous parent volunteers.

The District is committed to providing state-of-the-art technology to all students. Teachers integrate technology into classroom curriculum following the OVSD Student Technology Standards, which are aligned to the National Educational Technology Standards. At Star View Elementary School, every classroom has between three to six fully-networked computers. Computers are used to teach and reinforce reading, math, language arts, and keyboarding skills.

Students also have the opportunity to learn about technical theater; students program and run the lighting, music and, recording boards for all of the school's performances.

### Computer Resources

	2003	2004	2005
Computers	87	80	89
Students per computer	7.2	7.4	6
Classrooms connected to Internet	14	12	27

## Student Support Services & Specilized Programs

Star View Elementary School makes every effort to meet the academic, emotional, and physical needs of students. The school and District employ qualified personnel to provide support services. An active Student Study Team (SST) meets frequently to address issues that affect the ability of a student to perform at his or her best in school. Using a collaborative approach, members of the SST evaluate and recommend various intervention strategies and services to meet the unique needs of the referred student. For students at-risk of retention, a Monitor and Assistance Plan (MAP) is created in collaboration with the parent, student, and teacher. The plan outlines intervention strategies and the roles and responsibilities of each participant. The chart below illustrates the list of support services offered at Star View Elementary School.



### Counseling & Support Services Staff

	Number of Staff	Full Time Equivalent
Adaptive PE Specialist	1	*
Counselor (intern)	1	0.4
Health Technician	2	0.8
Nurse	1	0.2
Campus Supervisors	6	0.8
Psychologist	1	0.2
Resource Specialist	1	1.0
Speech/Language Specialist	1	0.6

\* Services are provided on an as-needed basis.

Using standards-based adopted textbooks and materials, teachers are able to adapt classroom instruction to meet students' unique learning styles. When further assistance is needed for students to achieve grade level standards, several strategies are in place. Before and after-school literacy clubs assist students with English/Language Arts.

Ocean View School District offers the Gifted and Talented Education (GATE) program to students in grades four through eight who have been recognized as capable of attaining high levels of achievement by their teachers and identified through testing programs. At Star View Elementary School, students in the GATE program are clustered to receive instruction with increased depth and complexity by GATE-trained teachers. Students in the GATE program also have the option of attending the magnet program at Circle View Elementary School.

For students whose primary language is not English and who have limited English proficiency, Ocean View School District offers programs to help them acquire English as quickly as possible and prepare them to meet the state's academic content standards. Students are identified as English Learners through the California English Language Development Test (CELDT). These students receive 30 minutes of English Language Development (ELD) daily and are placed with teachers who have supplemental credentials to provide instruction to English Learners. The school is working on having all teachers become CLAD certified. Students are also placed in flexible reading groups based on their ability. Star View Elementary School has the highest redesignation rate of English Learners moving to proficient in the District.

Star View Elementary School provides instruction to all students in the least restrictive environment possible. Students with disabilities are accommodated with a variety of options. A team consisting of the parent, school administrator, general education teacher, psychologist, and special education teacher, develops an Individual Education Plan (IEP). The IEP defines the individualized instruction a child will receive which may include services from a Speech and Language Specialist, Occupational Therapist, Resource Specialist, Adaptive Physical Education Specialist, or placement in a Special Day Class. Star View Elementary School offers pull-out and in-class cluster programs designed to mainstream these students as much as possible.

## School Leadership

Leadership at Star View Elementary School is a responsibility shared among District administration, the principal, instructional staff, students, and parents. Kristi Hickman has been principal at Star View Elementary School for six years. Prior to becoming principal at Star View Elementary School, Ms. Hickamn has fourteen years of experience in education holding positions as principal, assistant principal, program facilitator, and classroom teacher. Assisting the principal is the Leadership Team, comprised of grade level team leaders. This team meets monthly to address issues such as staff development needs, school safety, program improvement, and intervention strategies. The focus during the 2004-05 school year was on curriculum calibration, English/language arts, math, and early reading interventions. The team members act as communication liaisons whereby they bring ideas and issues from their colleagues to be discussed in an open forum.

Staff members and parents participate on various committees that make decisions regarding the priorities and direction of our educational plan and to ensure instructional programs are consistent with students' needs and comply with District goals. The school's committees and organizations include: School Site Council (SSC), English Learners Advisory Committee (ELAC), and the Parent Teacher Organization (PTO). At the District level, parents participate on the Instructional Advisory Council, the President's Roundtable, District ELAC, District Community Budget Advisory Committee, and the Gifted and Talented Education Parent Advisory Council.

## Community Involvement

Parents and the community are very supportive of the educational program at Star View Elementary School. The PTO has made generous contributions of time and money to numerous programs, activities, and equipment including the Art Masters Program, curriculum enrichment, field trips, computers, and playground equipment. This year the school benefited from over 20,000 volunteer hours. Star View Elementary Schools' programs are further enriched by countless community partnerships.

Parents are encouraged to be involved in their child's education through volunteering in the classroom, participating on organized committees, and attending schoolwide events such as Back-to-School Night, Open House, Literacy Day, and the nearly 20 student-run performances. We believe communication is the foundation for an inter-active educational program involving the administrators, teachers, students, and parents. Parents are constantly informed of school activities through weekly PTO newsletters, monthly school newsletters, classroom letters, and advisory committee meetings, as well as the school's marquee, website, and hotline.



## Contact Information

Parents who wish to volunteer or participate in Star View Elementary School's leadership teams, school committees, and school activities may call the school's office at (714) 897-1009.

## Measures of Student Achievement

To obtain accurate and valid measures of educational progress, Ocean View School District offers students multiple opportunities to demonstrate mastery of state and District grade-level standards. Multiple measures of assessment monitor the progress of students and measure the effectiveness of the instructional program and include District assessments, state standardized tests, classroom observation, and report card grades.

In the Ocean View School District, students take a battery of District assessments four times a year -- at the start of the school year and at the end of each trimester. Assessments measure student ability in reading, writing, and math. Results are compiled into an individual Student Assessment Profile/Rubric for each child. Teachers use this information to modify instruction according to a child's needs, recommend interventions to increase the level of achievement, and monitor possible retention candidates.

In addition to District-established performance objectives, the state and federal governments have set standards for student achievement. A school's progress in meeting or exceeding those standards is measured through the results of testing and other criteria. The following sections provide an overview of tests and associated data showing the progress of students at Star View Elementary School and the Ocean View School District, and a comparison of that progress to students throughout the state.

## California Standards Tests (CST)

The California Standards Test (CST), a component of the STAR Program, is administered to all students in the spring to assess student performance in relation to the State Content Standards. Student scores are reported as performance levels: Advanced (exceeds state standards), Proficient (meets standards), Basic (approaching standards), Below Basic (below standards), and Far Below Basic (well below standards). The combined percentage of students scoring at the Proficient and Advanced levels in English/Language Arts, Math, and fifth grade Science, for the most recent three-year period, is shown below.

California Standards Test (CST)																										
Combined % of Students Scoring at Proficient and Advanced Levels																										
Language Arts												Math									Science					
2			3			4			5			2			3			4			5			5		
03	04	05	03	04	05	03	04	05	03	04	05	03	04	05	03	04	05	03	04	05	03	04	05	04	05	
<b>All Students</b>												<b>All Students</b>														
Star View	48	43	62	55	33	51	56	71	69	61	60	67	67	84	77	70	60	80	51	63	68	63	55	68	20	55
OVSD	48	49	59	47	41	47	52	55	63	51	56	59	70	72	75	54	61	70	59	60	67	48	52	63	35	46
California	36	36	42	33	30	31	39	40	47	36	40	43	53	51	56	46	48	54	45	45	50	35	38	44	24	28
<b>Females</b>												<b>Females</b>														
Star View	65	45	67	56	38	54	60	75	76	68	62	70	67	86	75	66	69	78	50	62	67	70	59	63	18	48
OVSD	53	51	60	50	45	51	55	61	66	57	63	61	70	71	72	51	60	68	60	61	67	51	56	64	31	42
California	40	39	45	37	33	35	43	43	52	39	44	46	51	50	55	43	47	54	46	45	51	35	38	45	22	26
<b>Males</b>												<b>Males</b>														
Star View	33	40	58	53	29	48	52	65	64	55	57	63	65	83	81	75	53	81	52	63	70	58	48	73	23	63
OVSD	44	47	58	45	38	44	47	49	61	44	49	58	69	73	77	58	61	72	57	59	68	46	48	62	38	50
California	33	32	39	30	28	29	35	36	44	31	36	39	54	52	58	47	50	56	46	45	50	35	36	43	26	32
<b>English Learners</b>												<b>English Learners</b>														
Star View	42	37	48	48	18	42	39	41	48	42	38	7	63	71	74	70	59	82	39	44	67	63	38	21	0	7
OVSD	26	27	35	18	19	20	15	20	27	11	20	18	51	54	57	29	41	50	35	36	51	18	18	26	2	7
California	19	18	23	13	11	12	15	15	19	9	12	13	37	38	43	30	32	40	29	26	32	15	17	22	4	6
<b>Socioeconomically Disadvantaged</b>												<b>Socioeconomically Disadvantaged</b>														
Star View	38	33	63	38	19	48	42	55	54	53	55	47	54	70	79	63	49	72	39	58	59	58	45	59	11	29
OVSD	29	28	41	24	26	23	25	33	43	28	33	36	55	56	60	33	46	49	39	45	57	27	28	38	13	19
California	23	22	28	20	17	17	24	25	32	20	24	28	41	40	45	34	36	44	33	32	38	22	25	32	11	14
<b>Asian</b>												<b>Asian</b>														
Star View	52	45	70	57	34	50	68	63	76	71	66	71	73	89	84	76	77	85	63	68	84	83	68	76	25	47
OVSD	62	55	70	63	50	60	66	71	78	71	71	75	81	86	85	78	77	87	78	77	85	81	75	85	40	55
California	61	60	66	56	54	54	61	64	71	56	63	67	74	77	79	72	75	81	74	74	79	63	67	74	43	50
<b>Caucasian</b>												<b>Caucasian</b>														
Star View	54	50	54	62	41	62	61	84	74	66	64	70	72	93	73	67	59	83	56	66	71	64	52	63	19	65
OVSD	58	60	69	59	51	58	64	65	75	60	67	69	79	80	82	63	70	79	67	66	74	55	60	72	45	60
California	54	53	61	52	48	51	59	59	68	54	60	63	71	67	73	61	64	70	61	61	65	49	51	58	42	49
<b>Hispanic</b>												<b>Hispanic</b>														
Star View	13	21	42	33	12	33	14	53	43	48	27	55	33	50	67	67	39	60	14	42	21	38	20	55	0	50
OVSD	24	27	39	21	20	19	27	29	37	25	32	35	51	51	58	31	38	45	40	40	49	23	27	36	13	20
California	23	22	28	19	17	17	24	25	32	20	25	27	40	39	44	33	36	43	33	33	38	22	25	33	11	14

## Academic Performance Index (API)

The Academic Performance Index (API) is a score on a scale of 200 to 1000 that annually measures the academic performance and progress of individual schools in California. On an interim basis, the state has set 800 as the API score that schools should strive to meet.

**Growth Targets:** The annual growth target for a school is 5 percent of the distance between its API Base and 800. The growth target for a school at or above 800 is to remain at or above 800. Actual growth is the number of API points a school gained between its base and growth years. Schools that reach their annual targets are eligible for awards.

**Subgroup APIs and Targets:** In addition to a schoolwide API, schools also receive API scores for each numerically significant subgroup in the school (i.e., racial/ethnic subgroups and socioeconomically disadvantaged students). Growth targets, equal to 80 percent of the school's target, are also set for each of the subgroups. Each subgroup must also meet its target for the school to be eligible for awards.

**Percent Tested:** To be eligible for awards, elementary and middle schools must test at least 95 percent of their students in grades 2 through 8, and high schools must test at least 90 percent of their students in grades 9 through 11 on STAR assessments.

**Statewide Rank:** Schools receiving an API Base score are ranked in ten categories of equal size (deciles) from 1 (lowest) to 10 (highest), according to type of school (elementary, middle, or high school).

**Similar Schools Rank:** Schools also receive a ranking that compares that school to 100 other schools with similar demographic characteristics. Each set of 100 schools is ranked by API score from 1 (lowest) to 10 (highest) to indicate how well the school performed compared to similar schools.

API School Results							
	Base				Growth		
	2002	2003	2004		2003	2004	2005
Percent Tested	100	99	100	Percent Tested	99	100	100
API Score	784	824	823	API Growth Score	822	834	853
Growth Target	1	A	A	Actual Growth	38	10	30
Statewide Rank	8	9	9	<b>State Awards &amp; Intervention Programs are no longer funded.</b>			
Similar Schools Rank	6	7	5				
Subgroups							
Socioeconomically Disadvantaged							
Base API Score	719	751	757	API Growth Score	751	768	807
Growth Target	1	1	1	Actual Growth	32	17	50
Asian							
Base API Score	797	868	845	API Growth Score	861	857	868
Growth Target	1	A	A	Actual Growth	64	-11	23
Caucasian							
Base API Score	812	846	840	API Growth Score	844	852	867
Growth Target	A	A	A	Actual Growth	32	6	27
Hispanic							
Base API Score	691	699	721	API Growth Score	703	725	766
Growth Target	1	1	1	Actual Growth	12	26	45

A - Schools and subgroups with scores 800 and above have met the statewide target and are expected to maintain that level of achievement.

Only numerically significant subgroups for each reporting period are required to be presented in this report card. Numerically significant subgroups are comprised of (1) at least 100 students with valid test scores or (2) at least 15% of the school population tested and contains at least 30 students with valid scores.

## California Achievement Test Survey (CAT/6)

The California Achievement Test (CAT/6) is a standardized norm-referenced test (NRT), which indicates how the student or group of students compares with that of a norm group and other students from around the country. In August of 2004 the governor signed legislation reauthorizing the STAR Program. Prior to the reauthorization the California Achievement Tests, Sixth Edition Survey (CAT/6 Survey) were administered to all students in grades two through eleven. The reauthorization program requires administering the CAT/6 Survey only to students in grades three and seven. Students in grades three and seven were tested in reading, language, spelling, and mathematics. The purpose of administering the CAT/6 Survey is to determine how well California students are achieving academically compared to a national sample of students tested in the same grade at the same time of the school year. The chart at right reflects the percentages of students scoring at or above the 50th percentile, or those students performing at average/above average level, in Reading and Math.

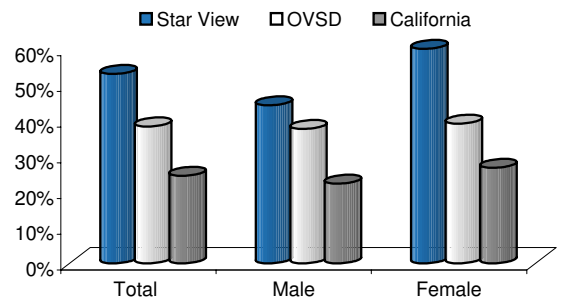
	CAT/6 Norm Referenced Test																						
	% At or Above 50th Percentile																						
	Reading									Math													
	2			3			4			5			2		3		4		5				
03	04	05	03	04	05	03	04	05	03	04	05	03	04	05	03	04	05	03	04	05			
<b>Star View</b>	53	60		51	41	49	51	60		69	60		81	82		73	65	75	62	69		75	70
OVSD	56	65		46	46	50	45	47		55	53		73	77		62	65	70	58	62		62	62
California	46	47		34	35	36	35	36		40	41		57	59		52	54	55	48	49		49	50
Subgroups																							
Females	67	65		61	51	54	52	69		66	66		87	84		71	74	70	65	66		80	77
Males	40	55		39	31	45	50	49		71	52		75	81		75	57	80	57	73		71	59
Socioeconomically Disadvantaged	38	54		25	19	44	39	48		58	47		77	65		66	49	60	42	68		63	66
English Learners	17	44		21	10	42	22	37		53	31		71	71		79	52	70	33	56		58	44
Asian	48	53		31	31	48	46	58		77	64		79	81		88	69	80	76	82		91	80
Caucasian	65	73		75	53	59	63	70		77	69		83	93		75	70	79	66	72		80	67
Hispanic	27	50		33	33	33	21	37		57	27		73	57		44	56	47	14	37		48	40

Beginning in 2005, the CAT/6 will test reading/language arts & math in grades three and seven and no longer test science in any grade.

## Physical Fitness

In the spring of each year, Star View Elementary School is required by the state to administer a physical fitness test to all students in fifth grade. The physical fitness test is a standardized evaluation that measures each student's ability to perform fitness tasks in six major areas. Students that meet or exceed the standards in all six fitness areas are considered to be physically fit or in the 'healthy fitness zone' (HFZ).

### Healthy Fitness Zone Grade 5



## No Child Left Behind

No Child Left Behind (NCLB) is a federal law enacted in January 2002 that reauthorized the Elementary and Secondary Education Act (ESEA). It mandates that all students (including students who are economically disadvantaged, are from racial or ethnic minority groups, have disabilities, or have limited English proficiency) in all grades meet the state academic achievement standards for Mathematics and English/Language Arts by 2014. Schools must demonstrate "Adequate Yearly Progress" (AYP) toward achieving that goal. AYP mandates that certain requirements are met each year:

- Each school and subgroup must perform to a proficiency level; 24.4% of elementary and middle school students must be proficient in English and 26.5% must be proficient in Math.
- At least 95% of students must take state standards tests.
- Schools must show improvement in the Academic Performance Index (API).

There are several consequences for schools that do not meet the AYP standards, including additional tutoring and replacing of staff. Students would also be allowed to transfer to schools (within their district) that meet their AYPs, and the former school would be required to provide the transportation to the new site. After two consecutive years of failure in a particular subgroup, the school becomes eligible for Title I Program Improvement (PI). Schools can be categorized as PI for a maximum of five years; however, a school may exit from this status after two consecutive years of success in the affected subgroup(s).

Federal Intervention Programs						
	Year Identified for PI	Current Year in PI	Year Exited PI	Type of Title I Program	# of Schools Currently in PI	% of Schools Identified for PI
Star View	-	-	-	-	-	-
OVSD	-	-	-	-	0	0.0%

A "Yes" in the chart below means the school or subgroup was at or above the 2005 targets for the 95% participation rate or percent proficient. "No" means the school or subgroup was below the 95% participation rate or percent proficient. Star View Elementary School met the 2005 AYP criteria.

Adequate Yearly Progress 2005																
	% Participation Rate						% Proficient or Advanced									
	English/Language Arts		Math		English/Language Arts		Math		English/Language Arts		Math					
	Star View	OVSD	Star View	OVSD	Star View	OVSD	Star View	OVSD	Star View	OVSD	Star View	OVSD				
	Met	%	Met	%	Met	%	Met	%	Met	%	Met	%				
<b>All Students</b>	Yes	100%	Yes	100%	Yes	100%	Yes	100%	Yes	63.6%	Yes	57.2%	Yes	73.9%	Yes	63.5%
<b>Subgroups</b>																
African American	*	100%	Yes	100%	*	75%	Yes	99%	*	**	Yes	52.9%	*	**	Yes	61.2%
Asian	Yes	100%	Yes	100%	Yes	100%	Yes	100%	Yes	65.8%	Yes	71.3%	Yes	81.9%	Yes	84.6%
Hispanic	Yes	100%	Yes	100%	Yes	100%	Yes	100%	Yes	47.4%	Yes	32.2%	Yes	54.4%	Yes	41.1%
Caucasian	Yes	100%	Yes	100%	Yes	99%	Yes	100%	Yes	65.1%	Yes	67.1%	Yes	71.7%	Yes	70.2%
English Learners	Yes	100%	Yes	100%	Yes	100%	Yes	100%	Yes	50.5%	Yes	27.3%	Yes	74.8%	Yes	42.5%
Students w/Disabilities	*	100%	Yes	99%	*	97%	Yes	99%	*	42.9%	Yes	21.8%	*	55.6%	Yes	29.2%
Socioeconomically Disadvantaged (SED)	Yes	100%	Yes	100%	Yes	100%	Yes	100%	Yes	52.7%	Yes	34.8%	Yes	67.3%	Yes	45.7%

\* The subgroup is not numerically significant for this school.

\*\* Due to the moderate number of students tested, data is not disclosed.

## Teacher Assignment

For the 2004-05 school year, Star View Elementary School had 27 fully credentialed teachers in accordance with State of California guidelines.

Teacher misassignments represent the number of teachers who did not hold a legally recognized certificate or credential, including teachers who were assigned to classrooms with English Learners (EL) and who were not properly certificated to teach EL students. Teacher vacancies reflect the number of open teaching positions that were not filled by a full-time certificated teacher for an entire semester (for middle and high schools) or for an entire year (for elementary schools).

Teacher Credential Status			
	03	04	05
Fully Credentialed	30	28	27
Emergency Credentials	0	0	0
Interns	0	0	0
Waivers	0	0	0

Misassignments/Vacancies			
	03-04	04-05	05-06
Misassignments of Teachers of English Learners	0	0	3
Vacant Teacher Positions	0	0	0

Teacher Education Levels 2004-05		
	Star View	OVSD
Doctorate	0.0%	0.6%
Master's Degree +30*	29.6%	25.2%
Master's Degree	37.0%	40.4%
Bachelor's Degree +30*	29.6%	23.7%
Bachelor's Degree	3.7%	10.1%

\*Indicates additional hours above and beyond degree.

The Federal No Child Left Behind Act requires that all teachers in core subject areas meet certain requirements in order to be considered as "Highly Qualified" no later than the end of the 2005-06 school year. Minimum qualifications include: possession of a Bachelor's Degree, possession of an appropriate California teaching credential, and demonstrated competence in core academic subjects.

Highly Qualified Teachers 2005-2006	
	% of Courses Taught By Highly Qualified Teachers
Star View	100.0%
All District Schools	100.0%
High-Poverty Schools in District	100.0%
Low-Poverty Schools in District	100.0%

## Teacher Evaluation & Professional Development

A constructive evaluation process is a fundamental element in a sound educational program. Non-tenured teachers are evaluated annually and tenured teachers are evaluated every other year. Evaluations are performed by administrators who have been trained and certified for competency to perform teacher evaluations. Evaluation criteria are modeled after the Stull guidelines for teacher evaluations and include: maintenance of a suitable learning environment, attainment of standards of expected student progress, working staff relationships, professional qualities, instructional techniques and strategies, adherence to curricular objectives, and other duties relevant to the position.

As part of the growth process, opportunities for training and staff development are provided at both the District and individual school sites to administrators, teachers, and classified staff. The District offers two staff development "buy-back" days annually where staff members are offered professional growth opportunities in curriculum, teaching strategies, and methodologies. Staff development topics are developed through needs identified by the adoption of new programs and results of student assessment. Staff members are encouraged to attend conferences and workshops offered through professional organizations such as the University of California Irvine campus, the Orange County Department of Education, and the West Orange County Professional Development Center. District technology trainers and a consultant from the county office offer supplemental training in technology.

In the 2004-05 school year, the District focus for staff training was on continuing to provide a balanced language arts, math, and science program, while piloting grade level assessments to support the standards-based report card; and refining and strengthening current instructional intervention strategies for at risk, special needs, English learners, and GATE students. Consultants from DataWorks Educational Research and Orange County Department of Education continued to work with staff to implement curriculum calibration in the classroom. In addition, staff expanded upon the expertise and resources provided by educational consultant Clay Roberts in building strong student developmental assets leading to a positive educational experience.

New teachers and teachers not yet fully credentialed are supported by peer coaching and extensive staff development through the Beginning Teacher Support and Assessment (BTSA) program. This program utilizes the District's most effective veteran and knowledgeable teachers who assist with staff development and participate in such exercises as classroom visits, one-on-one meetings, and student work reviews.

## Substitute Teachers

Ocean View School District employs more than 230 qualified substitute teachers, including part-time teachers, retired teachers, and aspiring full-time teachers. About 35-40 percent of District substitutes are fully credentialed; all have a minimum of a bachelor's degree, have passed the California Basic Education Skills Test, and have a 30-day substitute permit. On the rare occasion when a substitute is not available, students receive instruction from a certificated teacher or school administrator.

## School Facilities & Safety

Star View Elementary School provides a safe, clean environment for students, staff, and volunteers. Campus grounds encompass approximately 13.1 acres and consist of 27 permanent classrooms, eight portable classrooms, a library, two staff rooms, a multipurpose room, three playgrounds, and a child care facility. Recently, state modernization funds were used to upgrade Star View Elementary School's heating, ventilating, and air conditioning systems.

### Safety

Star View Elementary School is a closed campus. Signs posted throughout campus entry points direct visitors to check in with the front office. All visitors are required to register and to wear visitor badges during their stay. While we welcome visits by parents and community members, anyone wishing to be on campus during school hours should notify staff ahead of time. During lunch, breaks, and before and after school, noon duty aides, the principal, and teachers supervise students and monitor the campus.

The comprehensive Safe School Plan was developed by the District to comply with Senate Bill 187 (SB 187) of 1997. The plan provides students and staff a means of ensuring a safe and orderly learning environment. Each school includes the following requirements of SB 187 within their safe school plans: current status of school crime; child abuse reporting procedures; disaster procedures; policies related to suspension and expulsion; notification to teachers; sexual harassment policy; provision of a schoolwide dress code; safe ingress and egress of pupils, parents, and school employees to and from school; safe and orderly school environment; and school rules and procedures. The school evaluates the plan annually and updates it as needed. The plan was last updated in September 2005. Safety procedures, including elements of the Safe School Plan, are reviewed with school staff annually.

## Maintenance and Repair

Safety concerns are the number one priority of Maintenance and Operations. District maintenance supervisors are proactive and conduct inspections at school sites on a continual basis. Repairs necessary to keep the school in good repair and working order are completed in a timely manner. A work order process is used to ensure efficient service and that emergency repairs are given the highest priority. The District maintenance staff has indicated that 100% of all toilets on school grounds are in working order. The following chart illustrates the results of the most recent facilities inspection.

School Facility Conditions			
Date of Last Inspection: September 2005			
Interim Evaluation Instrument Part	Facility in Good Repair		Deficiency & Remedial Actions Taken or Planned
	Yes	No	
Gas Leaks	X		
Mechanical Systems	X		
Windows/Doors/Gates (interior/exterior)	X		
Interior Surfaces (walls, floors, & ceilings)	X		
Hazardous Materials (interior/exterior)	X		
Structural Damage	X		
Fire Safety	X		
Electrical (interior/exterior)	X		
Pest/Vermin Infestation	X		
Drinking Fountains (inside/outside)	X		
Restrooms	X		
Sewer	X		
Playground/School Grounds	X		
Other	X		

## Cleaning Process and Schedule

The District governing board has adopted cleaning standards for all schools in the district. A summary of these standards is available at the school office or at the District office. The site administration team works daily with the custodial staff to develop cleaning schedules to ensure a clean and safe school.

## Deferred Maintenance Budget

The District participates in the State School Deferred Maintenance Program, which provides State matching funds on a dollar-for-dollar basis, to assist school districts with expenditures for major repair or replacement of existing school building components. Typically, this includes roofing, plumbing, heating, air conditioning, electrical systems, interior or exterior painting, and floor systems. For the 2004-05 school year, the District budgeted \$704,300 for the deferred maintenance program. This represents 1.01% of the District's general fund budget.



## Deferred Maintenance Projects

For the 2004-05 school year, the District's governing board approved deferred maintenance projects for this school that will result in new portables for the Kids Club and resource programs. The District's complete deferred maintenance plan is available at the District office.

## School Attendance

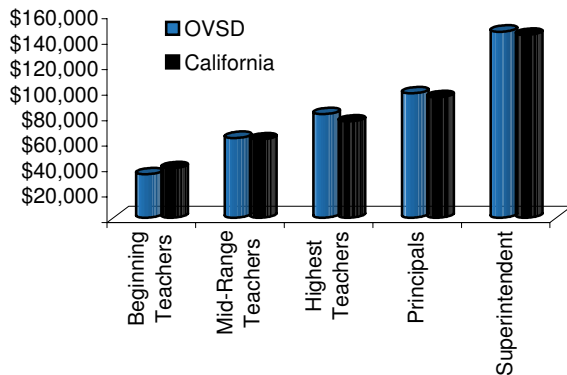
Regular attendance at Star View Elementary School is a necessary part of the learning process and is critical to academic success. Attendance, tardy, and truancy policies are clearly stated and consistently enforced. Our teachers and office manager proactively address attendance issues before they develop into further problems. In the case of chronic truancy, we contact the home with letters and telephone calls. In addition, students may be referred to the School Attendance and Review Board (SARB) for further intervention.

For each day a student is absent, \$25 is taken from the District's budget by the state. In the 2004-05 school year, Ocean View School District implemented a districtwide attendance incentive program to increase student attendance. If a school achieved an increase in its annual attendance rate, it received a monetary award -- corresponding to the appropriate increase in funding from the state. The actual attendance rate for Star View Elementary School in the 2004-05 school year was 97.23%.

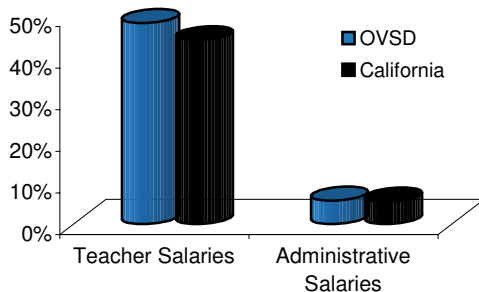
## Salary & Budget Comparison

State law requires comparative salary and budget information to be reported to the general public. At the time this report was published, the most recent salary comparison data from the State of California was for the 2003-04 school year. For comparison purposes, the State Department of Education has provided average salary data from elementary school districts having over 5,000 average daily attendance throughout the state.

**Average Salary Information  
Teachers-Principals-Superintendent**



**Teacher & Administrative Salaries  
as a Percentage of Total Budget**



## Expenditures & Services Funded

At the time this report was published, the most recent financial and salary comparison data from the State of California was for the 2003-04 school year. Ocean View School District spent an average of \$6,652 to educate each student.

### Current Expense of Education Per Student\*

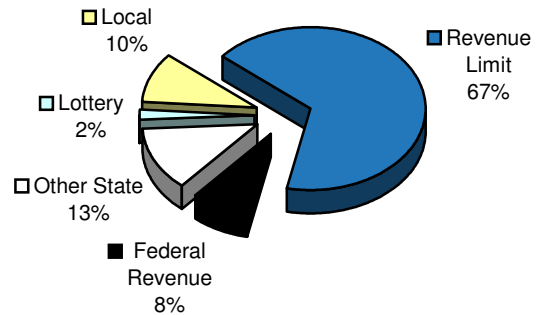
2003-04		
Statewide Average		
OVSD	All Elementary School Districts	All Districts
\$6,652	\$6,643	\$6,919

\*Ed-Data and California Department of Education, School Fiscal Services Division - J-200 Reports.

Ocean View School District receives federal and state categorical funding for special programs. For the 2003-04 school year, the District received approximately \$1,394 per student in federal and state aid for categorical, special education, and other support programs including:

- Class Size Reduction
- Drug/Alcohol/Tobacco Education Funds
- Economic Impact Aid
- Educational Technology Assistance
- Federal, ECIA/ESEA/IASA
- Gifted and Talented Education (GATE)
- Home-to-School Transportation
- Instructional Materials
- Peer Assistance and Review
- School Improvement Program
- Special Education Transportation
- Federal, Special Education, Discretionary Grants
- Federal, Special Education Entitlement per UDC

**District Revenue**



**District Expenditures**

