

# OCEAN VIEW SCHOOL DISTRICT

## Oak View Elementary School


17241 Oak Lane, Huntington Beach, CA 92647  
Phone: (714) 842-4459 FAX: (714) 842-4769

Karen Catabijan, Principal



A California Distinguished School

## 2003-2004 School Accountability Report Card



### Ocean View School District

17200 Pinehurst Lane  
Huntington Beach, CA 92647  
(714) 847-2551  
(714) 847-1430 FAX  
[www.ovsd.org](http://www.ovsd.org)

### Board of Trustees

Barbara Boskovich  
Carolee Focht  
Sharon Holland  
Debbie Cotton  
Tracy Pellman

### District Administration

James R. Tarwater, Ed.D.  
Superintendent

Karen Colby  
Assistant Superintendent,  
Curriculum and Instruction

Michael A. Luker  
Assistant Superintendent,  
Human Resources

Mary Lou Beckmann  
Chief Financial Officer

Carolyn Stocker  
Chief Operations and Facilities Officer

*Voter approval of Proposition 98 in November of 1988 requires that each school publish an annual School Accountability Report Card (SARC) to explain school programs, their costs, and effectiveness. In addition, Federal No Child Left Behind legislation requires an annual report of progress in meeting State and National objectives. This annual report is based on the best data available at the time of publication.*

### Principal's Message

Welcome to the Oak View Elementary School! We hope the 2004-05 school year will be successful and enjoyable for everyone. This School Accountability Report Card will inform you about conditions and progress being made at Oak View Elementary School. Within the confines of the following pages, you will acquire a better understanding of the unique program we offer. We will herein outline and define the nature of progress made, accomplishments, demographics, ongoing goal realization, discipline, budget analysis, and facility enhancement, as well as other facets and categories.

Thank you for assisting Oak View Elementary School in making our students' experience here not only a memorable one, but also an enjoyable one.

-- Karen Catabijan, Principal

### School Mission Statement

The mission of Oak View School is to provide all students with a high-quality educational program which:

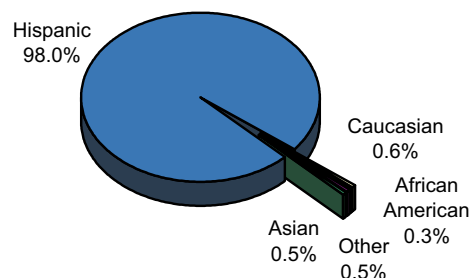
- Meets the three goals of bilingual education - English language proficiency, academic success, and positive self-esteem.
- Creates a safe school environment that promotes optimum achievement, resulting in students who have high aspirations, positive attitudes, and a love of learning.
- Fosters a feeling of acceptance and respect in Oak View students and parents for themselves and others, and sustains a growing awareness of our interdependence of school and community.



### District & School Profile

Located in western Orange County, minutes from the scenic California coastline, the Ocean View School District educates over 10,000 pre-kindergarten through eighth grade students in the northern half of Huntington Beach as well as portions of Westminster, Fountain Valley, and Midway City. Founded in 1874, the District is proud of its long tradition of academic excellence. There are currently eleven elementary schools and four middle schools in the District. Students from Ocean View School District attend high schools within the Huntington Beach Union High School District. Award winning schools, a rigorous and supportive educational program, strong community partnerships, and high levels of parental involvement are hallmarks of the Ocean View School District. Ocean View School District is dedicated to educational excellence and the continuous academic growth of all students, supporting its motto: "Charting the Course -- Success for All."

#### % of School Enrollment by Ethnic Group

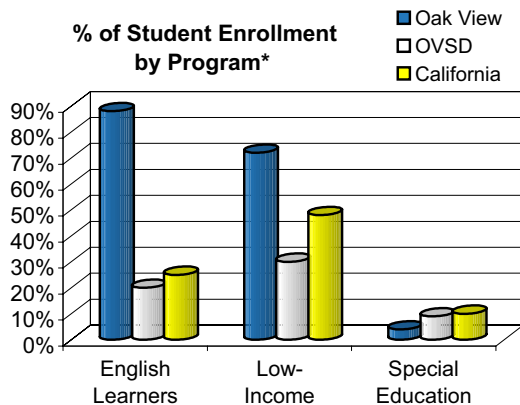


Oak View Elementary School, a California Distinguished School, serves nearly 800 students on a traditional school calendar year. Our school is the hub of the Oak View School Community. In close proximity to the school are the Oak View State Preschool, Jeanne Hardy Head Start, the Oak View Branch Public Library, the Oak View Child Development and Day Care Center, and the Oak View Community and Family Resources Center.

### No Child Left Behind

Title I funding plays a critical role in the landmark education act popularly known as No Child Left Behind (NCLB). Title I is federal money used to support additional staffing and programs to meet the needs of low-income, low-achieving students and other designated students with special needs.

Oak View Elementary School meets specific criteria for federal Title I targeted assistance eligibility and uses Title I funds to assist students at risk of failing to meet the State Board of Education standards. NCLB requires evaluation of student performance schoolwide, districtwide, and by specific subgroups within the student population. A profile of our school and District's enrollment, as defined by these subgroups, is provided to assist in interpreting information presented in this report card. The enrollment of significant ethnic subgroups is located on page one.



\*Source: STAR testing enrollment.

## School Leadership

Leadership at Oak View Elementary School is a responsibility shared among District administration, the principal, instructional staff, students, and parents. Assisting the principal is the Leadership Team comprised of grade level team leaders. This team meets monthly to address issues such as scheduling, budgeting, and direction of the instructional programs. The team members act as communication liaisons whereby they bring ideas and issues from their colleagues to be discussed in an open forum; then they report the outcome of their discussions back to the teachers.

Staff members and parents participate on various committees that make decisions regarding the priorities and direction of our educational plan and to ensure that instructional programs are consistent with students' needs and comply with District goals. Our school's committees and organizations include: School Site Council (SSC), English Learners Advisory Committee (ELAC), and the Parent Teacher Organization (PTO). At the District level, parents participate on the Instructional Advisory Council, the President's Roundtable, District ELAC, District Community Budget Advisory Committee, and the Gifted and Talented Education Parent Advisory Council.

## Community Involvement

Parents and the community are very supportive of the educational program at Oak View Elementary School. Our PTO has made generous contributions of time and money to numerous programs and activities including the annual Cinco De Mayo Celebration. We are grateful for the many hours contributed by our parent volunteers. Our programs are further enriched by strong community partnerships with many local businesses and organizations, including the Huntington Beach Rotary Club, Fluor Daniel, and the Zonta Club of Newport Harbor.

Parents are encouraged to be involved in their child's education through volunteering in the classroom, participating on organized committees, and attending schoolwide events such as Back-to-School Night, Open House, Parent-Teacher conferences, and adult education classes. Parents are kept informed of school activities through weekly and monthly newsletters, flyers, and the school's website.

## Discipline & Climate for Learning

Oak View Elementary School has a high standard for student behavior. Students are guided by the general principal of the Golden Rule, "Do unto others as you would have them do unto you." Specific rules and classroom expectations that promote respect, cooperation, courtesy, and acceptance of others are clearly explained and consistently enforced. Parents and students are informed of discipline policies through the student handbook, newsletters, a beginning of the year assembly, Back-to-School Night, and Parent-Teacher conferences.

Students are frequently rewarded for practicing the Golden Rule. "Super You" tickets are given out by staff members who observe students making particularly positive choices. These tickets are redeemable for pencils, stickers, and other prizes. Monthly awards assemblies are held to recognize students for strong performance in academics, achievement and citizenship.

Students are encouraged to participate in the school's additional enrichment activities. These programs promote positive attitudes, encourage achievement, and instill a sense of belonging among students. Oak View Elementary School is a recipient of a 21st Century Grant. Through this program we are able to offer activities to qualifying students for three hours after school. Activities include tutoring, art, dance, nutrition, and athletics.

Oak View Elementary School expelled no students during the past three years; expulsions occur only when required by law or when all other alternatives are exhausted.

	Suspensions & Expulsions					
	Oak View			OVSD		
	2002	2003	2004	2002	2003	2004
Suspension (#)	23	2	11	412	444	574
Suspension (%)	2.9	0.2	1.37	4.1	4.4	5.6
Expulsion (#)	0	0	0	2	2	1
Expulsion (%)	0.0	0.0	0.0	0.0	0.0	0.0

## Instructional Programs

All curriculum and instruction in the Ocean View School District is aligned to the California Academic Content Standards approved by the State Board of Education. Every child receives a comprehensive standards-aligned core program in English/language arts, mathematics, history/social science, science, physical education, and fine arts. It is our goal to ensure that all students are provided the support they need in order to experience academic success. We structure the educational program so that all students receive instruction appropriate to their learning level. To ensure the success of every student, teachers use a variety of instructional techniques and supplemental instructional materials and programs.

Using standards-based adopted textbooks and materials, teachers are able to adapt classroom instruction to meet students' unique learning styles. When further assistance is needed for students to achieve grade level standards, several strategies are in place. Oak View Elementary School offers a 21st Century Community Learning Center after-school program that emphasizes the development of English literacy skills through science and art lessons. Homework tutoring is also provided.

Ocean View School District offers the Gifted and Talented Education (GATE) program to students in grades four through eight who have been recognized as capable of attaining high levels of achievement by their teachers and identified through testing programs. At Oak View Elementary School, students in the GATE program are clustered to receive instruction with increased depth and complexity by GATE-trained teachers. Students in the GATE program also have the option of attending the magnet program at Circle View Elementary School.

For students whose primary language is not English and who have limited English proficiency, Ocean View School District offers

programs to help them acquire English as quickly as possible and prepare them to meet the state's academic content standards. Students are identified as English Learners through the California English Language Development Test (CELDT). At Oak View Elementary School, students learning English receive 30 minutes of English Language Development daily and are placed with teachers who have supplemental credentials to provide instruction to English Learners.

Oak View Elementary School provides instruction to all students in the least restrictive environment possible. Students with disabilities are accommodated with a variety of options. A team consisting of the parent, school administrator, general education teacher, psychologist, and special education teacher, develops an Individual Education Plan (IEP). The IEP defines the individualized instruction a child will receive which may include services from a Speech and Language Specialist, Occupational Therapist, Resource Specialist, Adaptive Physical Education Specialist, or placement in a Special Day Class.

## Training & Curriculum Improvement

The writing and implementation of Ocean View School District's curriculum is an ongoing process, designed to address continual instructional improvement and the implementation of state standards and associated adopted instructional materials. Under the leadership of the Assistant Superintendent of Curriculum and Instruction, the Instructional Advisory Council establishes the District's long-range objectives and vision as well as oversees eight subject area Curriculum Committees. Curriculum Committee members, comprised of administrators, teacher representatives, and parents, analyze testing data to determine students' progress in learning the standards, assess the effectiveness of District programs in meeting students' learning needs, evaluate and recommend new programs for implementation, articulate curriculum among grade levels, and develop District assessments.

As part of the growth process, opportunities for training and staff development are provided at both the District and individual school sites to administrators, teachers, and classified staff. The District offers two staff development "buy-back" days annually where staff members are offered professional growth opportunities in curriculum, teaching strategies, and methodologies. Staff development topics are developed through needs identified by the adoption of new programs and results of student assessment. Staff members are encouraged to attend conferences and workshops offered through professional organizations such as the University of California Irvine campus, the Orange County Department of Education, and the West Orange County Professional Development Center. District technology trainers and a consultant from the county office offer supplemental training in technology.

In the 2003-04 school year, the District focus for staff training was on curriculum calibration with an emphasis on aligning instruction with state standards in reading, English/language arts, writing, and math; implementing a new science program for grades K-5; and developing strategies for working with learners of differing abilities, including at-risk learners, English language learners, and GATE students. Expert consultants from the Orange County Department of Education and DataWorks Educational Research met with teachers to align curriculum with state standards and to develop teaching pacing guides.

New teachers and teachers not yet fully credentialed are supported by peer coaching and extensive staff development through the Beginning Teacher Support and Assessment (BTSA) program. This program utilizes the District's most effective veteran and knowledgeable teachers who assist with staff development and participate in such exercises as classroom visits, one-on-one meetings, and student work reviews.

## Textbooks & Instructional Materials

Ocean View School District sets a high priority upon ensuring that sufficient and current textbooks and materials are available to support each school's instructional program. Ocean View School District held a Public Hearing on December 7, 2004, and determined that each school within the District has sufficient and good quality textbooks or instructional materials, pursuant to the settlement of Williams vs. the State of California. All students, including Special Education and English learner students, are provided their own individual textbooks in core subjects for use in the classroom and to take home to complete required homework assignments. All textbooks and instructional materials used within the District are aligned with the California Academic Content Standards and Frameworks and have been selected from the state's most recent list of standards-based materials. The District follows the State Board of Education's six-year adoption cycle for core content materials.

In addition to text, reference, and leisure books (in both English and Spanish), the Library offers resources on video and audio tape, DVD and CD-ROM. It is fully automated and staffed by a library specialist and parent volunteers.

The District is committed to providing state-of-the-art technology to all students. Teachers integrate technology into classroom curriculum, following the OVSD Student Technology Standards which are aligned to the National Educational Technology Standards. At Oak View Elementary School, the computer to student ratio in grade 3 is 1:7 and in grades 4-5 is 1:5.

Textbooks*			
Subject/ Adoption Year	Publisher and Series		Grade Levels
<b>Language Arts</b>			
June 2002	Houghton Mifflin: <i>Houghton Mifflin Reading: A Legacy of Literacy</i>		K-5th
<b>Mathematics</b>			
Dec. 2001	Scott Foresman: <i>California</i>		K-5th
<b>Science</b>			
June 2003	Harcourt Brace: <i>Harcourt Science</i>		K-5th

\*Only core textbooks are required to be reported. A list of textbooks used for Interventions, GATE, Music, and Spanish may be obtained from the District Instructional Services Office.

## Student Support Services

We make every effort to meet the academic, emotional, and physical needs of our students. The school and District employ qualified personnel to provide support services. An active Student Study Team (SST) meets frequently to address issues that affect the ability of a student to perform at his or her best in school. Using a collaborative approach, members of the SST evaluate and recommend various intervention strategies and services to meet the unique needs of the referred student. For students at-risk of retention, a Monitor and Assistance Plan (MAP) is created in collaboration with the parent, student, and teacher. The plan outlines intervention strategies and the roles and responsibilities of each participant.

Counseling & Support Services Staff			
Title	Number of Staff	Days Available Per Week	Full Time Equivalent
Adaptive PE Specialist	1	As needed	-
Counselor	1	2	0.4
Health Clerk	1	5	1.0
Nurse	1	1	0.2
Psychologist	1	2	0.4
Resource Specialist	2	5	1.0
Speech/Language Specialist	1	5	1.0

## Measures of Student Achievement

To obtain accurate and valid measures of educational progress, Ocean View School District offers students multiple opportunities to demonstrate mastery of state and District grade-level standards. Multiple measures of assessment monitor the progress of students and measure the effectiveness of the instructional program and include District assessments, state standardized tests, classroom observation, and report card grades.

In the Ocean View School District, students take a battery of District assessments four times a year -- at the start of the school year and at the end of each trimester. Assessments measure student ability in reading, writing, and math. Results are compiled into an individual Student Assessment Profile/Rubric for each child. Teachers use this information to modify instruction according to a child's needs, recommend interventions to increase the level of achievement, and monitor possible retention candidates.

In addition to District-established performance objectives, the state and federal governments have set standards for student achievement. A school's progress in meeting or exceeding those standards is measured through the results of testing and other criteria. The following sections provide an overview of tests and associated data showing the progress of students at Oak View Elementary School and the Ocean View School District, and a comparison of that progress to students throughout the state.

### Adequate Yearly Progress (AYP)

The federal No Child Left Behind (NCLB) Act requires that all students perform at or above the proficient level on their state's standards-based assessment by 2014. To reach that goal, districts and schools must achieve Adequate Yearly Progress (AYP) by steadily increasing the percentage of students who achieve state standards of academic proficiency from year to year. Schools and districts must meet progressive Annual Measurable Objectives (AMOs) each year in order to meet the objective of a 100% at-or-above proficiency rate by the year 2014. Elementary and middle schools must achieve a 13.6% at-or-above proficiency rate in English/language arts and 16.0% for mathematics on the California Standards Tests (CST). Additional AMOs contributing to whether or not an elementary or middle school demonstrates AYP include: a 95% or above participation rate on the CST (grades 2-8) and an Academic Performance Index (API) of 560 or one point of API growth each year. Schools meeting AYP for three consecutive years may be eligible to apply for the Title I Achieving School Award.

Oak View Elementary School exceeded all requirements for Adequate Yearly Progress in 2004. Ocean View School District met all AYP requirements in 2004.

Schools receiving Title I revenue that fail to make AYP in the same AMO area (i.e. mathematics) for two consecutive years will be identified for Program Improvement. Oak View Elementary School has not been identified for Program Improvement in the last three years. More information about Title I and NCLB requirements can be found on the State Department of Education's website <http://www.cde.ca.gov/nclb/> and the U.S. Department of Education's website <http://www.nclb.gov>.

Federal Awards and Intervention Programs			
	02	03	04
Recognized as a Title I Achieving School	No	No	No
Identified for Program Improvement	No	No	No
Exited Title I Program Improvement	Not applicable		
Number of Years in Program Improvement	Not applicable		
Schools in District Identified for Program Improvement			
Number of Schools	0	0	0
Percent of Schools	0%	0%	0%

Adequate Yearly Progress										
California Standards Test (CST)										
English/Language Arts										
Oak View Elementary					OVSD					
Participation Rate		% Proficient & Advanced			Participation Rate		% Proficient & Advanced			
Year Ending	03	04	03	04	03	04	03	04	03	04
<b>Target</b>	95%		13.6%			95%		13.6%		
	Met	%	Met	%	Met	%	Met	%	Met	%
<b>Subgroups</b>										
<b>All Students</b>	Yes	100	Yes	100	Yes	15.6	Yes	19.6	Yes	50.2
English Learners	Yes	100	Yes	100	Yes	15.4	Yes	18.2	Yes	21.7
SED <sup>^</sup>	Yes	100	Yes	100	Yes	15.6	Yes	19.4	Yes	27.7
Special Education		100		100		6.6		16.6	Yes	16.1
African American		100		100					Yes	40.3
Asian				100					Yes	63.8
Caucasian		100		100					Yes	60.0
Hispanic or Latino	Yes	100	Yes	100	Yes	15.6	Yes	19.4	Yes	24.7
Math										
Oak View Elementary					OVSD					
Participation Rate		% Proficient & Advanced			Participation Rate		% Proficient & Advanced			
Year Ending	03	04	03	04	03	04	03	04	03	04
<b>Target</b>	95%		16.0%			95%		16.0%		
	Met	%	Met	%	Met	%	Met	%	Met	%
<b>Subgroups</b>										
<b>All Students</b>	Yes	100	Yes	100	Yes	30.0	Yes	33.3	Yes	57.4
English Learners	Yes	100	Yes	100	Yes	29.6	Yes	31.3	Yes	35.5
SED <sup>^</sup>	Yes	100	Yes	100	Yes	30.0	Yes	33.1	Yes	38.9
Special Education		100		100		23.3		27.7	No	23.5
African American		100		100					Yes	44.3
Asian				100					Yes	78.5
Caucasian		100		100					Yes	64.3
Hispanic or Latino	Yes	100	Yes	100	Yes	30.1	Yes	32.8	Yes	34.7
Academic Performance Index (API)										
Oak View Elementary					OVSD					
03		04			03		04			
<b>Target</b>	Minimum score of 560 or 1 point increase									
	Met	Score	Met	Score	Met	Score	Met	Score	Met	Score
<b>Scores</b>	Yes	648	Yes	665	Yes	790	Yes	795		

Scores included in this report card were based on STAR test reports published in October 2004.

<sup>^</sup>SED = Socioeconomically Disadvantaged

\*Only numerically significant subgroups are required to be reported

# Standardized State Assessments

Oak View School District participates in California's mandatory Standardized Testing and Reporting Program (STAR) which utilizes the California Achievement Test Survey (CAT/6), California Standards Tests (CST), the Spanish Assessment of Basic Education/2 (SABE/2), and the California Alternative Performance Assessment (CAPA). SABE/2 is administered to limited English proficient Spanish-speaking students who have been enrolled in California public schools for less than 12 months. CAPA is administered to students with significant disabilities who are not able to take the CST and CAT/6. For more information on the STAR Program, please visit the STAR website at: <http://star.cde.ca.gov>.

## California Standards Tests (CST)

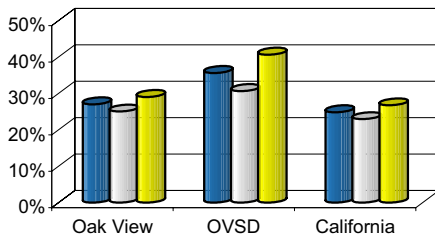
California Standards Tests assess student performance on the California Academic Content Standards adopted by the State Board of Education. Performance standards identify the level of student mastery of the content standards tested and include Advanced (exceeding standards), Proficient (meeting standards), Basic (approaching standards), Below Basic (below standards), and Far Below Basic (well below standards) levels. The state target for every student is to score at the Advanced or Proficient level. All school districts in the state of California are required to report their CST results in comparison to the state. In this report card, the percentage of students achieving Advanced and Proficient levels is reported.

## Physical Fitness

In the spring of each year, Oak View Elementary School is required by the state to administer a physical fitness test to all students in fifth grade. The physical fitness test is a standardized evaluation that measures each student's ability to perform fitness tasks in six major areas. Students that meet or exceed the standards in all six fitness areas are considered to be physically fit or in the 'healthy fitness zone' (HFZ).

**% of Students in Healthy Fitness Zone 2003-04**

- 5th Grade Total
- 5th Grade Boys
- 5th Grade Girls



California Standards Test (CST)																								
2002, 2003, 2004																								
Combined % of Students Scoring at Advanced & Proficient Levels																								
Grade Level	English/Language Arts					Mathematics																		
	2	3	4	5		2	3	4	5															
Year Ending	02	03	04	02	03	04	02	03	04	02	03	04												
<b>All Students</b>																								
Oak View	3	19	23	10	5	20	10	14	26	21	48	44	5	15	39	14	47	39	9	8	12			
OVSD	43	48	49	44	47	41	47	52	55	47	51	56	60	70	72	46	54	61	46	59	60	46	48	52
California	32	36	35	34	33	30	36	39	39	31	36	40	43	53	51	38	46	48	37	45	45	29	35	38
<b>Male</b>																								
Oak View	2	14	20	9	5	14	10	17	7	15	11	20	27	48	48	7	18	38	17	50	44	14	10	12
OVSD	42	44	47	42	45	38	43	47	49	42	44	49	65	69	73	48	58	61	47	57	59	47	46	48
California	29	30	32	31	29	27	33	37	36	28	36	36	45	54	52	39	47	50	38	46	45	30	35	36
<b>Female</b>																								
Oak View	3	25	25	12	5	26	10	26	14	5	17	31	16	47	40	4	12	40	12	44	36	5	6	13
OVSD	44	53	51	46	50	45	53	55	61	51	57	63	54	70	71	44	51	60	45	60	61	45	51	56
California	35	40	39	36	37	33	40	43	43	33	39	44	41	51	50	36	43	47	37	46	45	28	35	38
<b>English Learners (EL)</b>																								
Oak View	2	21	24	6	5	17	5	16	8	4	9	20	19	48	44	4	15	37	12	41	35	4	5	9
OVSD	12	26	27	14	18	19	9	15	20	8	11	20	32	51	54	15	29	41	20	35	36	18	18	18
California	14	19	18	12	13	11	10	15	15	6	9	12	27	37	38	22	30	32	18	29	26	10	15	17
<b>Non EL</b>																								
Oak View	4			21	7	38	28	50	27	31	39	50	31			9	14	54	24	77	67	31	22	25
OVSD	52	56	57	53	56	50	57	62	65	55	60	66	68	77	78	55	63	67	53	67	67	52	55	60
California	41	45	45	44	42	40	46	49	51	39	44	51	52	61	59	46	53	56	46	53	53	37	42	45
<b>SED*</b>																								
Oak View	3	19	20	11	5	21	10	22	11	10	14	25	21	45	44	5	14	40	15	46	43	9	8	11
OVSD	19	29	28	17	24	26	22	25	33	22	28	33	38	55	56	19	33	46	28	39	45	26	27	28
California	18	23	22	18	20	17	19	24	25	14	20	24	30	41	39	25	34	36	24	33	32	16	22	25
<b>Non SED</b>																								
Oak View																								
OVSD	57	60	59	59	60	50	62	67	65	57	65	67	72	79	80	61	67	68	55	70	66	56	60	62
California	51	55	54	54	52	49	56	59	60	49	54	60	61	69	68	55	62	65	54	62	61	45	50	53
<b>Special Education</b>																								
Oak View																								
OVSD	34	24	25	36	27	17	30	26	24	18	22	18	43	45	49	39	46	33	25	38	26	25	19	22
California	16	17	16	17	15	14	15	15	16	11	12	13	27	31	29	21	24	26	18	20	20	12	12	12
<b>African American</b>																								
Oak View																								
OVSD	63	50		28	52		30	17		63	41		63	64		14	48		35	33		59	28	
California	28	27		23	20		27	27		23	28		37	36		29	32		29	28		19	22	
<b>Asian</b>																								
Oak View																								
OVSD	62	55		63	50		66	71		71	71		81	86		78	77		78	77		81	75	
California	62	60		56	52		62	63		56	63		75	76		73	75		74	74		64	67	
<b>Caucasian</b>																								
Oak View																								
OVSD	58	60		59	51		64	65		60	67		79	80		63	70		67	66		55	60	
California	54	53		52	48		59	59		54	60		71	67		61	64		61	61		49	51	
<b>Filipino</b>																								
Oak View																								
OVSD	75			56	57		70			83			88	79					85					
California	56	54		50	46		58	57		50	58		67	68		64	67		63	64		51	54	
<b>Hispanic</b>																								
Oak View	19	24		5	18		21	10		14	26		48	44		14	39		46	38		8	12	
OVSD	24	27		21	20		27	29		25	32		51	51		31	38		40	40		23	27	
California	23	22		19	17		14	25		20	25		40	39		33	36		33	33		22	25	

Scores included in this report card were based on STAR test reports published in October 2004. Fifth grade science scores are available at <http://star.cde.ca.gov>

\*SED - Socioeconomically Disadvantaged

Due to the moderate number of students tested scores are not disclosed.

2002 testing data unavailable from the California Department of Education.

## California Achievement Test Survey (CAT/6)

The CAT/6 is a norm referenced survey test that assesses student ability in the areas of reading/language arts, spelling, and mathematics. CAT/6 scores compare students' results with scores in the same grade from a national sample. Percentile rankings range from 1 to 99, with 50 being average. **Please Note: Prior to 2003, the STAR included the SAT9 norm referenced test, which has been replaced by CAT/6. These are two different exams, developed five years apart; results from CAT/6 should not be directly compared to those from the SAT9.**

SAT9 Survey Norm Referenced Test 2002									
% At or Above 50th Percentile									
Subject Area	Reading				Math				
	2	3	4	5	2	3	4	5	
Grade Level	2	3	4	5	2	3	4	5	
<b>All Students</b>									
Oak View	20	15	16	20	47	38	52	39	
OVSD	66	62	62	62	79	74	72	76	
California	53	47	49	46	62	62	58	57	
<b>Subgroups</b>									
Females	21	14	13	18	38	36	51	41	
Males	18	15	20	23	56	39	54	37	
English Learners	16	8	9	10	44	32	49	33	
Non English Learners	32	33	45	63	60	55	67	63	
SED^	20	15	15	20	47	39	53	39	
Hispanic or Latino	19	14	15	20	47	37	52	39	

^SED - Socioeconomically Disadvantaged

CAT/6 Survey Norm Referenced Test*																
2003, 2004																
% At or Above 50th Percentile																
Subject Area	Reading								Math							
	2	3	4	5	2	3	4	5	2	3	4	5				
Grade Level	03	04	03	04	03	04	03	04	03	04	03	04				
Year Ending	03	04	03	04	03	04	03	04	03	04	03	04				
<b>All Students</b>																
Oak View	21	34	8	10	14	13	20	21	48	54	22	48	40	37	33	31
OVSD	56	65	46	46	45	47	55	53	73	77	62	65	58	62	62	62
California	46	47	34	35	35	36	40	41	57	59	52	54	48	49	49	50
<b>Subgroups</b>																
Females	32	36	8	14	17	19	17	27	39	47	22	50	45	34	40	34
Males	13	31	7	8	10	7	23	15	57	62	23	47	34	40	26	27
English Learners	22	33	8	11	10	11	15	17	47	52	20	48	35	33	31	27
Non English Learners			7	8	32	27	50	38			36	54	64	60	44	46
SED^	21	30	7	8	14	13	20	23	48	52	19	45	40	34	33	32
Non SED		43		16		13		17		57		57		44		29
Hispanic or Latino	22	35	8	10	14	13	20	20	49	53	21	48	39	35	34	31

\*Scores included in this report card were based on STAR test reports published in October 2004.

^SED - Socioeconomically Disadvantaged

Scores are not disclosed when fewer than 10 students are tested in a grade level and/or subgroup.

## Academic Performance Index (API)

The Academic Performance Index (API) is one of three components of the Public Schools Accountability Act (PSAA) passed in 1999. The API measures school performance, sets academic growth targets, and monitors growth over time based on state testing results. The statewide API performance target is 800. A school's Base API score summarizes a school's performance on STAR testing for that year. A Growth Target is established annually by taking five percent of the difference between the Base score and the statewide target. A school's Growth score is calculated in the same manner as the Base score, but uses the following year's state testing results. The comparison between Base and Growth scores summarizes a school's progress over time.

The Immediate Intervention/Underperforming Schools Program (II/USP) and Governor's Performance Award Program (currently unfunded) are the two remaining components of the PSAA. API results determine a school's eligibility for each program. II/USP-eligible schools may apply for funding to provide the necessary resources to improve student performance. The Governor's Performance Award acknowledges those schools that demonstrate significant improvement based on several specific measures. Oak View qualified for the Governor's Performance Award Program in 2001, 2003, and 2004.

API School Results							
All Students	Base			All Students	Growth		
	2001	2002	2003		2002	2003	2004
Percent Tested	100	100	100	Percent Tested	100	100	100
API Score	593	568	648	API Growth Score	578	648	665
Growth Target	10	12	8	Actual Growth	-15	80	17
Statewide Rank	3	2	3	Eligible for Awards	No	Yes	Yes
Similar Schools Rank	10	7	10	Eligible for II/USP	Yes	No	No
<b>Subgroups</b>							
<b>Socioeconomically Disadvantaged</b>							
Base API Score	593	568	648	API Growth Score	578	648	666
Growth Target	8	10	6	Actual Growth	-15	80	18
<b>Hispanic</b>							
Base API Score	593	568	648	API Growth Score	579	648	665
Growth Target	8	10	6	Actual Growth	-14	80	17

Only numerically significant subgroups for each reporting period are required to be presented in this report card. Numerically significant subgroups are comprised of (1) at least 100 students with valid test scores or (2) at least 15% of the school population tested and contains at least 30 students with valid scores.

## Teacher Assignment

We take great pride in our caring and dedicated teachers. For the 2003-04 school year, Oak View Elementary School had 46 fully credentialed teachers in accordance with State of California guidelines.

Teacher Credential Status			
	02	03	04
Fully Credentialed	47	45	46
Emergency Credentials	0	1	0
Interns	0	0	0
Waivers	0	0	0
<b>Total Teachers</b>	47	46	46
Teacher Misassignment			0
Teacher Vacancies			0
Working Outside Subject	0	0	0
Average Years Teaching	11.6	10.2	11.2
Average Years in District	9.2	8.0	8.7

## NCLB-Compliant Teachers

The Federal No Child Left Behind (NCLB) Act requires that all teachers in core subject areas meet specific Federal credential requirements by the 2005-06 school year. Minimum qualifications include: possession of a Bachelor's Degree; possession of an appropriate California teaching credential; and demonstrated competence in core academic subjects. At the start of the 2003-04 school year, 87.5 percent of core academic classes at Oak View Elementary School were taught by NCLB-compliant teachers and 80.8 percent of core academic classes in the District were taught by NCLB-compliant teachers.

Teacher Education Levels 2003-04		
	Oak View	OVSD
Doctorate	0.0%	0.4%
Master's Degree +30*	15.2%	27.2%
Master's Degree	50.0%	38.9%
Bachelor's Degree +30*	30.4%	29.2%
Bachelor's Degree	4.3%	6.7%

*\*Indicates additional hours above and beyond degree.*

## Teacher Evaluation

A constructive evaluation process is a fundamental element in a sound educational program. Non-tenured teachers are evaluated annually and tenured teachers are evaluated every other year. Evaluations are performed by administrators who have been trained and certified for competency to perform teacher evaluations. Evaluation criteria are modeled after the Stull guidelines for teacher evaluations and include: maintenance of a suitable learning environment, attainment of standards of expected student progress, working staff relationships, professional qualities, instructional techniques and strategies, adherence to curricular objectives, and other duties relevant to the position.

## Substitute Teachers

Ocean View School District employs more than 230 qualified substitute teachers, including part-time teachers, retired teachers, and aspiring full-time teachers. About 35-40 percent of District substitutes are fully credentialed; all have a minimum of a bachelor's degree, have passed the California Basic Education Skills Test, and have a 30-day substitute permit. On the rare occasion when a substitute is not available, students receive instruction from a certificated teacher or school administrator.

## School Facilities & Safety

Oak View Elementary School provides a safe, clean environment for students, staff, and volunteers. School facilities are well-maintained and provide adequate space for students and staff. Campus grounds encompass approximately 13.1 acres. Facilities include 21 permanent classrooms, 15 portable classrooms, a multi-purpose room, a technology lab, the Oak Family Center, the library, and administrative offices. Recently, state modernization funds were used to upgrade Oak View Elementary School's heating, ventilating, and air conditioning systems.

A team of four custodians ensures classrooms, rest rooms, and campus grounds are cleaned daily. The District administers a scheduled maintenance program, including regular facilities inspections, to ensure that all classrooms and facilities are well-maintained and in good repair. When necessary, the District takes appropriate actions to ensure campus facilities are in good working order and provide a clean and safe environment for all members of the school community. A work order process immediately alerts District personnel of any maintenance needed to be performed and ensures that emergencies are given the highest priority. In the 2004-05 school year, the District and local agencies immediately addressed and resolved the appearance of a few mice on campus. At the time this report was published, 100 percent of restrooms on campus were in good working order.

Oak View Elementary School is a closed campus. Signs posted throughout campus entry points direct visitors to check in with the front office. All visitors are required to register and to wear visitor badges during their stay. While we welcome visits by parents and community members, anyone wishing to be on campus during school hours should notify staff ahead of time. During lunch, breaks, and before and after school, noon duty aides, the principal, and teachers supervise students and monitor the campus.

The comprehensive Safe School Plan was developed by the District to comply with Senate Bill 187 (SB 187) of 1997. The plan provides students and staff a means of ensuring a safe and orderly learning environment. Each school includes the following requirements of SB 187 within their safe school plans: current status of school crime; child abuse reporting procedures; disaster procedures; policies related to suspension and expulsion; notification to teachers; sexual harassment policy; provision of a schoolwide dress code; safe ingress and egress of pupils, parents, and school employees to and from school; safe and orderly school environment; and school rules and procedures. The school evaluates the plan annually and updates it as needed. The plan was last updated in fall of 2003. Safety procedures, including elements of the Safe School Plan, are reviewed with school staff at the beginning of each school year.

## School Attendance

Regular attendance at Oak View Elementary School is a necessary part of the learning process and is critical to academic success. Attendance, tardy, and truancy policies are clearly stated and consistently enforced. Our teachers and office manager proactively address attendance issues before they develop into further problems. In the case of chronic truancy, we contact the home with letters and telephone calls. In addition, students may be referred to the School Attendance and Review Board (SARB) for further intervention.

For each day a student is absent, \$25 is taken from the District's budget by the state. In the 2003-04 school year, Ocean View School District implemented a districtwide attendance incentive program to increase student attendance. If a school achieved an increase in its annual attendance rate, it received a monetary award -- corresponding to the appropriate increase in funding from the state. The actual attendance rate for Oak View Elementary School in the 2003-04 school year was 96.98 percent, a slight increase from 96.47 percent in 2002-03.

## Class Size

Small class sizes allow us to focus more attention on the individual needs of each student. We provide instruction for grades kindergarten through five in a self-contained classroom environment.

	Class Size Distribution											
	Average Class Size			Classrooms Containing:								
				1-20			21-32			33+		
	02	03	04	Students	Students	Students	Students	Students	Students	Students	Students	Students
K	18	19	18	12	11	12	0	0	0	0	0	0
1st	19	19	19	6	7	6	0	0	0	0	0	0
2nd	18	18	19	7	7	6	0	0	0	0	0	0
3rd	20	20	19	7	6	6	0	0	0	0	0	0
4th	26	27	29	0	0	0	4	5	4	0	0	0
5th	27	29	30	0	0	0	4	5	5	0	0	0
K-3	0	0	20	0	0	1	0	0	0	0	0	0

In 1996, the state legislature approved implementation of the Class Size Reduction (CSR) program that provides funding to hire additional teachers to assist schools in reducing K-3 class sizes. During the 2003-04 school year, 100% of our K-3 classrooms participated in the CSR program.

## Instructional Time

During the 2003-04 school year, all instructional minutes offered at Oak View Elementary School met or exceeded state requirements. For the 2003-04 school year, Oak View Elementary School offered 180 days of instruction comprised of 134 regular days, 35 modified Wednesdays, and 11 minimum days. Minimum days are used for parent/teacher conferences and the last day of school. Students are released early on Wednesdays so that we may use the time for staff development, teacher planning, and faculty meetings.

	Instructional Minutes by Grade Level	
	Minutes Required	Actual Minutes
K	36,000	36,000
1st-3rd	50,400	50,400
4th-5th	54,000	58,410

## Expenditures & Services Funded

At the time this report was published, the most recent financial and salary comparison data from the State of California was for the 2002-03 school year. In 2002-03, Ocean View School District spent an average of \$6,427 to educate each student (based on 2002-03 audited financial statements).

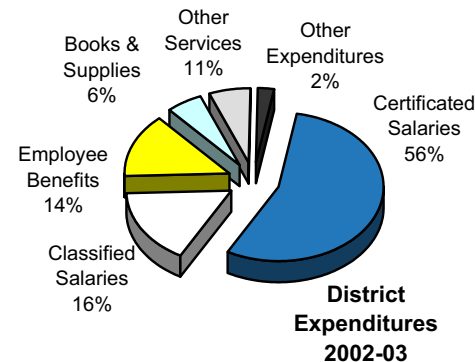
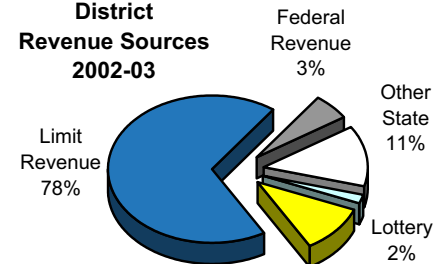
Current Expense of Education Per Student* 2002-2003		
Statewide Average		
All Elementary School Districts		
OVSD	All Districts	All Districts
\$6,427	\$6,542	\$6,822

Note: The California Department of Education does not release audited financial results until the spring of the following fiscal year. In order to provide valid, comparative data, all districts throughout the State use only audited J-200 financial information to comply with SARC reporting requirements.

Ocean View School District receives federal and state categorical funding for special programs. For the 2002-03 school year, the District received approximately \$1,268 per student in federal and state aid for categorical, special education, and other support programs including:

- Class Size Reduction
- Drug/Alcohol/Tobacco Education Funds
- Economic Impact Aid (EIA-LEP)
- Educational Technology Assistance
- Eisenhower Math and Science
- Gifted and Talented Education (GATE)
- Home-to-School Transportation
- Instructional Materials
- Peer Assistance and Review
- School Improvement Program
- Special Education
- Title I

District Revenue Sources 2002-03



## Salary & Budget Comparison

State law requires comparative salary and budget information to be reported to the general public. At the time this report was published, the most recent salary comparison data from the State of California was for the 2002-03 school year. For comparison purposes, the State Department of Education has provided average salary data from elementary school districts having over 5,000 average daily attendance throughout the state.

Average Salary Information Teachers - Principal - Superintendent 2002-03		
	OVSD	State Average
Beginning Teachers	\$34,000	\$37,951
Mid-Range Teachers	\$62,487	\$61,262
Highest Teachers	\$81,285	\$74,414
Elementary Principals	\$96,409	\$94,506
Middle School Principals	\$103,556	\$94,506
Superintendent	\$146,007	\$140,715
Salaries as a Percentage of Total Budget		
Teacher Salaries	50.44%	44.63%
Administrative Salaries	5.66%	5.51%

## Contact Information

Parents who wish to volunteer or participate in Oak View Elementary School's leadership teams, school committees, and school activities may call the school's office at (714) 842-4459.