

OCEAN VIEW SCHOOL DISTRICT

Marine View Middle School

5682 Tilburg Drive, Huntington Beach, CA 92649
Phone: (714) 846-0624 FAX: (714) 846-846-2074

Elizabeth Williams, Principal



A National Blue Ribbon School of Excellence
A California Distinguished School

2003-2004 School Accountability Report Card



Ocean View School District

17200 Pinehurst Lane
Huntington Beach, CA 92647
(714) 847-2551
(714) 847-1430 FAX
www.ovsd.org

Board of Trustees

Barbara Boskovich
Carolee Focht
Sharon Holland
Debbie Cotton
Tracy Pellman

District Administration

James R. Tarwater, Ed.D.
Superintendent
Karen Colby
Assistant Superintendent,
Curriculum and Instruction
Michael A. Luker
Assistant Superintendent,
Human Resources
Mary Lou Beckmann
Chief Financial Officer
Carolyn Stocker
Chief Operations and Facilities Officer

Voter approval of Proposition 98 in November of 1988 requires that each school publish an annual School Accountability Report Card (SARC) to explain school programs, their costs, and effectiveness. In addition, Federal No Child Left Behind legislation requires an annual report of progress in meeting State and National objectives. This annual report is based on the best data available at the time of publication.

Principal's Message

As Principal, I take great pride in the achievements of Marine View Middle School, a nationally recognized Blue Ribbon School of Excellence. The Annual School Accountability Report Card holds within its pages the basis for such pride. Our purpose in sharing the data contained within these pages is to help you learn more about our school.

This School Accountability Report Card is presented in accordance with Proposition 98 and federal No Child Left Behind legislation, which is a requirement of every school in California. At Marine View, we are proud to highlight the accomplishments of the prior school year as well as to identify goals for the future.

Marine View Middle School holds the ideal that education is the responsibility of school, students, and parents to produce high-caliber, contributing members of society. We consider the education of our students the result of a group effort. We celebrate the partnerships that exist between students, parents, community members, and staff -- T.E.A.M. Marine, Together, Everyone Achieves More. Thank you for assisting Marine View in maintaining a high level of educational excellence that we will continue to strive for in this and future years.

-- Elizabeth Williams, Principal

Marine View Middle School Goals

- Provide the highest quality educational programs which will enable all students the opportunity to realize their full intellectual, physical, creative, emotional and social potential;
- Promote consistent and quality employee performance to maximize professional growth and accountability;
- Strengthen the educational partnership between schools, students, families and community; and
- Ensure the use of appropriate technologies to enhance and extend the delivery of curricula and prepare students for processing information in the future.



Guiding Principles

- Each student is unique and has varied gifts and abilities that the school must help him/her to develop to the fullest extent possible.
- Educational excellence and equity must be ensured for each student.
- Each staff member must play a significant role in the school's total guidance program.
- The dignity of each person and respect for each person must be preserved.
- Continuous school improvement must emphasize literacy skills, academic rigor, and exploratory study in the academics and fine arts.
- Curriculum must be flexible and adaptable to fit the diverse needs of middle school students.
- The educational program should be the shared responsibility of the school, the home, and the student.

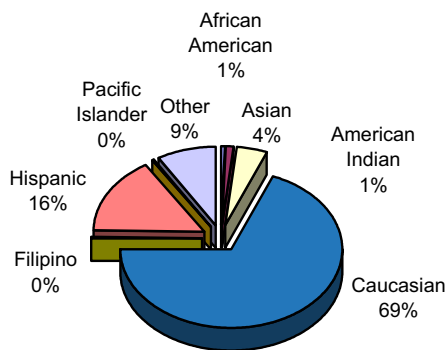
District and School Profile

Located in western Orange County, minutes from the scenic California coastline, the Ocean View School District educates over 10,000 pre-kindergarten through eighth grade students in the northern half of Huntington Beach and portions of Westminster, Fountain Valley, and Midway City. Founded in 1874, the District is proud of its long tradition of academic excellence. There are currently eleven elementary schools and four middle schools in the District. Students from Ocean View School District attend high schools within the Huntington Beach Union High School District. Award winning schools, a rigorous and supportive educational program, strong community partnerships, and high levels of parental involvement are hallmarks of the Ocean View School District. Ocean View School District is dedicated to educational excellence and the continuous academic growth of all students, supporting its motto: "Charting the Course -- Success for All."

Marine View Middle School, a California Distinguished School and a National Blue Ribbon School of Excellence, serves over 900 students on a traditional school calendar year. Marine View Middle School is also a state Model Leadership site for literacy. Marine View Middle School provides a high quality, standards-based educational program to all students in a safe, nurturing environment with a particular focus on meeting the unique needs of the middle school student.

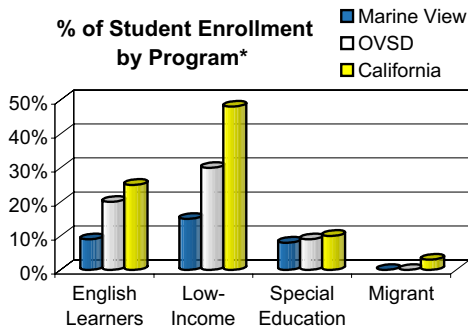
In addition to receiving recognition at the state and national level for our exemplary educational program, Marine View Middle School's students and staff have received local and regional recognition for their outstanding achievements. Four of Marine View's teachers have been named Teacher of the Year. High achieving students and those recognized for the Gifted and Talented Education (GATE) program are able to enter the school's challenging Honors program. Marine View's award-winning Conflict Manager Program has been recognized by the Orange County Office of Education as a model program. Marine View's comprehensive music program includes vocal music, instrumental music, and performing arts. Marine View's Jazz Ensemble performs annually at Disneyland, and our Show Choir performed at the Orange County Performing Arts Center. We are very proud of the achievements of our students and staff.

% of School Enrollment by Ethnic Group



No Child Left Behind

No Child Left Behind (NCLB) requires evaluation of student performance schoolwide, districtwide, and by specific subgroups within the student population. A profile of our school and District's enrollment, as defined by these subgroups, is provided to assist in interpreting information presented in this report card. The enrollment of significant ethnic subgroups is located in the *District and School Profile* section of this report.



*Source: STAR testing enrollment.

School Leadership

Leadership at Marine View Middle School is a responsibility shared among District administration, the principal, instructional staff, students, and parents. Principal Elizabeth Williams has led the school for nine years, sharing a strong vision and setting high standards for staff, students, and parents to ensure all students have the opportunity to achieve their full potential. Ms. Williams is also the Director for Middle School Curriculum on the Superintendent's Cabinet. Assisting the principal is the Principal's Advisory Council, comprised of the assistant principal, subject area representatives, and team leaders. This team meets twice a month to monitor the school's curriculum and student achievement and address other school concerns. The team members act as communication liaisons whereby they bring ideas and issues from their colleagues to be discussed in an open forum.

Staff members, students, and parents participate on various committees that make decisions regarding the priorities and direction of the Marine View educational plan and to ensure instructional programs are consistent with students' needs and comply with District goals. Our school's committees and organizations include: School Site Council (SSC), English Learners Advisory Committee (ELAC), Leadership Team, and the Parent Teacher Student Association (PTSA). At the District level, parents participate on the District ELAC, District Community Budget Advisory Committee, Instructional Advisory Council, President's Roundtable, and the Gifted and Talented Education Parent Advisory Council. Every May the School Site Council hosts a program evaluation evening to gain feedback from parents on site programs. Parents are invited to participate in discussions with our staff, administration, and community regarding the school's curriculum, safety, behavior standards, electives, and programs.

Community Involvement

Parents and the community are very supportive of the educational program at Marine View Middle School. Our PTSA has made generous contributions of time and money to numerous programs and activities. The PTSA recently purchased a concert piano for the music program, and contributes annually to the school for classroom supplies and materials. We are grateful for the many hours contributed by our parent volunteers.

Parents are encouraged to be involved in their child's education through volunteering in the classroom, participating on organized committees, and attending schoolwide events such as community dinners, Spring Fling, student performances and athletic events, and parent information evenings. Parents are kept informed of school activities through the annual calendar in the Student Handbook, regular Principal's Newsletters, the Event Hotline, and the school's website.

Contact Information

Parents who wish to volunteer or participate in Marine View Middle School's leadership teams, school committees, and school activities may call the school's office at (714) 846-0624.

Discipline and Climate for Learning

Marine View Middle School maintains high standards for student behavior. Students are guided by specific rules and classroom expectations that promote respect, responsibility, cooperation, courtesy, and acceptance of others. Behavioral expectations are clearly explained and consistently enforced. Parents and students are informed of discipline policies through the Student Handbook, trimester assemblies, Principal's Newsletters, and morning announcements.

Marine View staff has implemented various programs to promote a positive and safe learning environment. Through Project Wisdom and Asset Development, students participate in regular activities that teach them how to make healthy choices. Our award-winning Conflict Manager program trains a group of sixth, seventh, and eighth grade students to help their peers resolve conflicts in a constructive, non-violent manner. Tolerance Education Activities throughout the year include field trips to the Museum of Tolerance and Violence Prevention Week activities in January. Through these programs we have experienced a safe and peaceful campus.

We celebrate the achievements of our students through daily positive reinforcement and regular awards assemblies. Students are recognized in the areas of academics, attendance, athletics, fine arts, citizenship, leadership, community service, and improvement. To build self-esteem and promote achievement, we encourage students to participate in the school's enrichment and extracurricular activities. The following activities are offered at Marine View Middle School:

- Boys and Girls Basketball
- Boys and Girls Cross Country
- Boys and Girls Volleyball
- Boys and Girls Track and Field
- Community Service
- Conflict Managers
- Outdoor Education
- Homework Club
- Student Government
- Intramural Lunch-time Sports
- Student Newspaper
- Vocal and Instrumental Music
- Yearbook
- Jazz Band

Marine View Middle School has not expelled any students during the past three years; expulsions occur only when required by law or when all other alternatives are exhausted.

Suspensions & Expulsions						
	Marine View			OVSD		
	2002	2003	2004	2002	2003	2004
Suspension (#)	56	66	42	412	444	574
Suspension (%)	7.1	7.7	4.67	4.1	4.4	5.6
Expulsion (#)	0	0	0	2	2	1
Expulsion (%)	0	0	0	0.0	0.0	0.0

Instructional Programs

All curriculum and instruction in the Ocean View School District is aligned to the California Academic Content Standards approved by the State Board of Education. Every child receives a comprehensive standards-aligned core program in English/language arts, mathematics, history/social science, science, physical education, and fine arts. It is our goal to ensure that all students are provided the support they need in order to experience academic success. We structure the educational program so that all students receive instruction appropriate to their learning level. To ensure the success of every student, teachers use a variety of instructional techniques and supplemental instructional materials and programs.

Using standards-based adopted textbooks and materials, teachers are able to adapt classroom instruction to meet students' unique learning styles. When further assistance is needed for students to achieve grade level standards, several strategies are in place including a Literacy Class and/or Math Lab.

Ocean View School District offers a strong Gifted and Talented Education (GATE)/Honors program at all grade levels for students who have been identified by their teachers and through testing programs.

For students whose primary language is not English and who have limited English proficiency, Ocean View School District offers programs to help them acquire English as quickly as possible and prepare them to meet the state's academic content standards. Students are identified as English Learners through the California English Language Development Test (CELDT). Marine View Middle School students learning English may participate in two levels of English Language Development classes depending on their level of language acquisition.

Marine View Middle School provides instruction to all students in the least restrictive environment. Students with disabilities are accommodated with a variety of options. A team consisting of the parent, school administrator, general education teacher, psychologist, and special education teacher, develops an Individual Education Plan (IEP). The IEP defines the individualized instruction a child will receive which may include services from a Speech and Language Specialist, Occupational Therapist, Resource Specialist, Adaptive Physical Education Specialist, or placement in a Special Day Class. Marine View Middle School offers a Resource Specialist Program, a Special Day Class, a class for the severely handicapped, and speech/language therapy for qualifying students.

Training and Curriculum Improvement

The writing and implementation of Ocean View School District's curriculum is a dynamic process, designed for continual instructional improvement and the implementation of state standards and associated adopted instructional materials. Under the leadership of the Assistant Superintendent of Curriculum and Instruction, the Instructional Advisory Council establishes the District's long-range objectives and vision as well as oversees eight subject area Curriculum Committees. Curriculum Committee members, comprised of administrators, teacher representatives, and parents, analyze testing data to determine students' progress in learning the standards, assess the effectiveness of District programs in meeting students' learning needs, evaluate and recommend new programs for implementation, articulate curriculum among grade levels, and develop District assessments.

As part of the growth process, opportunities for training and staff development are provided at both the District and individual school sites to administrators, teachers, and classified staff. The District offers two staff development "buy-back" days annually where staff members are offered professional growth opportunities in curriculum, teaching strategies, and methodologies. Staff development topics are developed through needs identified by the adoption of new programs and results of student assessment. Staff members are encouraged to attend conferences

and workshops offered through professional organizations such as the University of California Irvine campus, the Orange County Department of Education, and the West Orange County Professional Development Center. District technology trainers and a consultant from the county office offer supplemental training in technology.

In the 2003-04 school year, the District focus for staff training was on curriculum calibration with an emphasis on aligning instruction with state standards in reading, English/language arts, writing, and math; implementing a new science program for grades K-5; and developing strategies for working with learners of differing abilities, including at-risk learners, English language learners, and GATE students. Expert consultants from the Orange County Department of Education and DataWorks Educational Research met with teachers to align curriculum with state standards and to develop teaching pacing guides.

New teachers and teachers not yet fully credentialed are supported by peer coaching and extensive staff development through the Beginning Teacher Support and Assessment (BTSA) program. This program utilizes the District's most effective veteran and knowledgeable teachers who assist with staff development and participate in such exercises as classroom visits, one-on-one meetings, and student work reviews.

Textbooks and Instructional Materials

Ocean View School District sets a high priority upon ensuring that sufficient and current textbooks and materials are available to support each school's instructional program. Ocean View School District held a Public Hearing on December 7, 2004, and determined that each school within the District has sufficient and good quality textbooks or instructional materials, pursuant to the settlement of Williams vs. the State of California. All students, including Special Education and English learner students, are provided their own individual textbooks in core subjects for use in the classroom and to take home to complete required homework assignments. All textbooks and instructional materials used within the District are aligned with the California Academic Content Standards and Frameworks and have been selected from the state's most recent list of standards-based materials. The District follows the State Board of Education's six-year adoption cycle for core content materials.

The District is committed to providing state-of-the-art technology to all students. Teachers integrate technology into classroom curriculum, following the OVSD Student Technology Standards which are aligned to the National Educational Technology Standards. At Marine View Middle School, students may take an Introduction to Technology exploratory class where they learn about digital imaging, web page design, keyboarding, and video production/editing. Teachers use standards-aligned software such as A+, CornerStone Language, and Microsoft Office to extend and enhance student learning. Additional technology tools available to teachers to support classroom instruction include LCD projectors, TV/VCR carts, SMART Boards, and wireless laptop computers.

The school library is staffed by a full-time library specialist and filled with age-appropriate materials and books, including computers for research and books for independent reading.

Textbooks*			
Subject/ Adoption Year	Publisher and Series	Grade Levels	
Language Arts			
June 2002	Holt, Rinehart and Winston: <i>Literature and Language Arts</i>	6th-8th	
Mathematics			
June 2002	McDougal Littell: <i>Concepts and Skills Course 1, 2, Algebra I</i>	6th-8th	
Science			
May 2001	Holt, Rinehart and Winston: <i>Holt Science and Technology - Earth, Life, and Physical</i>	6th-8th	
History/Social Science			
June 2000	McGraw-Hill: <i>Adventures in Time and Place</i>	K-6th	
June 2000	Houghton Mifflin: <i>Houghton Mifflin Social Studies - Across the Centuries</i>	7th	
June 2000	Glencoe, McGraw-Hill: <i>The American Journey - Building a Nation</i>	8th	

*Only core textbooks are required to be reported. A list of textbooks used for interventions, GATE, music, and Spanish may be obtained from the District office.

Measures of Student Achievement

To obtain accurate and valid measures of educational progress, Ocean View School District offers students multiple opportunities to demonstrate mastery of state and District grade-level standards. Multiple measures of assessment monitor the progress of students and measure the effectiveness of the instructional program and include District assessments, state standardized tests, classroom observation, and report card grades.

In the Ocean View School District, students take a battery of District assessments four times a year -- at the start of the school year and at the end of each trimester. Assessments measure student ability in reading, writing, and math. Results are compiled into an individual Student Assessment Profile/Rubric for each child. Teachers use this information to modify instruction according to a child's needs, recommend interventions to increase the level of achievement, and monitor possible retention candidates.

In addition to District-established performance objectives, the state and federal governments have set standards for student achievement. A school's progress in meeting or exceeding those standards is measured through the results of testing and other criteria. The following sections provide an overview of tests and associated data showing the progress of students at Marine View Middle School and the Ocean View School District, and a comparison of that progress to students throughout the state.

Adequate Yearly Progress (AYP)

The federal No Child Left Behind (NCLB) Act requires that all students perform at or above the proficient level on their state's standards-based assessment by 2014. To reach that goal, districts and schools must achieve Adequate Yearly Progress (AYP) by steadily increasing the percentage of students who achieve state standards of academic proficiency from year to year. Schools and districts must meet progressive Annual Measurable Objectives (AMOs) each year in order to meet the objective of a 100% at-or-above proficiency rate by the year 2014. Elementary and middle schools must achieve a 13.6% at-or-above proficiency rate in English/language arts and 16.0% for mathematics on the California Standards Tests (CST). Additional AMOs contributing to whether or not an elementary or middle school demonstrates AYP include: a 95% or above participation rate on the CST (grades 2-8) and an Academic Performance Index (API) of 560 or one point of API growth each year. Schools meeting AYP for three consecutive years may be eligible to apply for the Title I Achieving School Award.

Marine View Middle School did not meet participation rate requirements for Adequate Yearly Progress in 2004. Ocean View School District met all AYP requirements in 2004.

Schools receiving Title I revenue that fail to make AYP in the same AMO area (i.e. mathematics) for two consecutive years will be identified for Program Improvement. Marine View Middle School does not receive Title I funding and is not subject to Program Improvement mandates. More information about Title I and NCLB requirements can be found on the State Department of Education's website <http://www.cde.ca.gov/nclb/> and the U.S. Department of Education's website <http://www.nclb.gov>.

Federal Awards and Intervention Programs			
	02	03	04
Recognized as a Title I Achieving School	No	No	No
Identified for Program Improvement	No	No	No
Exited Title I Program Improvement	Not applicable		
Number of Years in Program Improvement	Not applicable		
Schools in District Identified for Program Improvement			
Number of Schools	0	0	0
Percent of Schools	0%	0%	0%

Adequate Yearly Progress																
California Standards Test (CST)																
English/Language Arts																
Marine View Middle					OVSD											
Year Ending	Participation Rate		% Proficient & Advanced		Participation Rate		% Proficient & Advanced									
	03	04	03	04	03	04	03	04								
Target	95%		13.6%		95%		13.6%									
	Met	%	Met	%	Met	%	Met	%	Met							
Subgroups																
All Students	Yes	98	Yes	100	Yes	59.0	Yes	59.2	Yes	99	Yes	99	Yes	49.7	Yes	50.2
English Learners	No	95		100	Yes	19.1		17.3	Yes	100	Yes	99	Yes	22.6	Yes	21.7
SED^	Yes	96	Yes	100	Yes	26.8	Yes	25.8	Yes	99	Yes	99	Yes	26.4	Yes	27.7
Special Education		86		100		10.9		20.0	Yes	97	Yes	97	Yes	17.5	Yes	16.1
African American		100		100					Yes	100	Yes	100	Yes	45.6	Yes	40.3
Asian		98		100		60.8		68.4	Yes	100	Yes	99	Yes	64.1	Yes	63.8
Caucasian	Yes	99	Yes	100	Yes	67.6	Yes	66.5	Yes	99	Yes	99	Yes	59.4	Yes	60.0
Hispanic or Latino	Yes	97	Yes	100	Yes	26.2	Yes	23.3	Yes	99	Yes	99	Yes	24.1	Yes	24.7
Math																
Marine View Middle					OVSD											
Year Ending	Participation Rate		% Proficient & Advanced		Participation Rate		% Proficient & Advanced									
	03	04	03	04	03	04	03	04								
Target	95%		16.0%		95%		16.0%									
	Met	%	Met	%	Met	%	Met	%	Met							
Subgroups																
All Students	Yes	98	Yes	100	Yes	58.9	Yes	52.2	Yes	99	Yes	99	Yes	57.1	Yes	57.4
English Learners	No	95		100	Yes	24.1		26.0	Yes	99	Yes	99	Yes	35.7	Yes	35.5
SED^	No	95	Yes	100	Yes	22.4	Yes	25.8	Yes	99	Yes	99	Yes	36.7	Yes	38.9
Special Education		80		100		18.3		24.6	No	95	Yes	97	Yes	25.1	Yes	23.5
African American		100		100					Yes	100	Yes	100	Yes	44.0	Yes	44.3
Asian		96		100		77.7		68.4	Yes	100	Yes	99	Yes	77.9	Yes	78.5
Caucasian	Yes	98	Yes	100	Yes	66.0	Yes	56.8	Yes	99	Yes	99	Yes	64.6	Yes	64.3
Hispanic or Latino	Yes	97	Yes	100	Yes	26.8	Yes	26.0	Yes	99	Yes	99	Yes	33.5	Yes	34.7
Academic Performance Index (API)																
Marine View Middle					OVSD											
		03			04			03			04					
Target	Minimum score of 560 or 1 point increase															
	Met	Score	Met	Score	Met	Score	Met	Score	Met	Score						
Scores	Yes	809	Yes	811	Yes	790	Yes	795								
Scores for 2004 taken from data published by the California Department of Education in October 2004.																
^SED = Socioeconomically Disadvantaged																
*Only numerically significant subgroups are required to be reported																

Standardized State Assessments

Ocean View School District participates in California's mandatory Standardized Testing and Reporting Program (STAR) which utilizes the California Achievement Test Survey (CAT/6), California Standards Tests (CST), the Spanish Assessment of Basic Education/2 (SABE/2), and the California Alternative Performance Assessment (CAPA). SABE/2 is administered to limited English proficient Spanish-speaking students who have been enrolled in California public schools for less than 12 months. CAPA is administered to students with significant disabilities who are not able to take the CST and CAT/6. For more information on the STAR Program, please visit the STAR website at: <http://star.cde.ca.gov>.

California Standards Tests (CST)

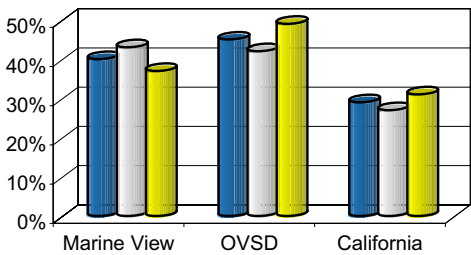
California Standards Tests assess student performance on the California Academic Content Standards adopted by the State Board of Education. Performance standards identify the level of student mastery of the content standards tested and include Advanced (exceeding standards), Proficient (meeting standards), Basic (approaching standards), Below Basic (below standards), and Far Below Basic (well below standards) levels. The state target for every student is to score at the Advanced or Proficient level. All school districts in the state of California are required to report their CST results in comparison to the state. In this report card, the percentage of students achieving Advanced and Proficient levels is reported.

Physical Fitness

In the spring of each year, Marine View Middle School is required by the state to administer a physical fitness test to all students in seventh grade. The physical fitness test is a standardized evaluation that measures each student's ability to perform fitness tasks in six major areas. Students that meet or exceed the standards in all six fitness areas are considered to be physically fit or in the 'healthy fitness zone' (HFZ).

% of Students in Healthy Fitness Zone 2003-04

- 7th Grade Total
- 7th Grade Boys
- 7th Grade Girls



California Standards Test (CST) 2002, 2003, 2004 Combined % of Students Scoring at Advanced & Proficient Levels																					
Grade Level	English/Language Arts									Mathematics											
	6			7			8			Grade-Level Math Standards		General Math	Algebra I								
	02	03	04	02	03	04	02	03	04	02	03	04	02	03	04						
All Students																					
Marine View	52	60	61	61	64	61	57	51	54	54	55	53	60	58	45	44	38	44	91	87	84
OVSD	43	49	48	50	52	51	47	48	52	48	49	46	54	57	42	45	50	52	90	90	84
California	30	36	36	33	36	36	32	31	33	32	34	35	30	30	33	20	24	24	39	39	35
Male																					
Marine View	44	54	57	56	59	56	48	47	45	54	52	56	63	54	40	45	46	44	90	86	82
OVSD	41	44	45	46	49	44	42	41	44	51	47	46	54	56	50	49	52	53	89	87	84
California	28	29	33	30	31	32	28	30	29	33	35	36	29	29	33	20	24	23	39	39	35
Female																					
Marine View	58	66	65	64	71	67	66	53	63	55	59	51	57	64	51	43	32	45	91	89	85
OVSD	46	53	51	56	57	59	53	55	52	46	51	45	54	59	54	41	49	52	92	90	83
California	32	38	39	37	40	42	37	35	37	32	34	34	29	30	32	20	24	23	38	39	34
English Learners (EL)																					
Marine View	11	2	14	8	5	5	5	0	6	22	5	14	17	16	10	5	15	31			
OVSD	5	6	5	6	7	9	7	8	7	16	13	11	16	15	17	22	25	29			
California	4	6	66	5	5	5	3	4	3	11	11	11	9	8	10	7	10	8	14	16	10
Non EL																					
Marine View	54	69	65	66	69	70	62	55	57	57	63	56	64	62	51	50	42	45	91	87	83
OVSD	48	56	58	56	58	59	52	52	53	53	55	53	58	63	58	49	55	57	90	90	85
California	38	45	45	41	44	46	39	38	40	39	42	43	35	36	39	24	29	28	42	42	39
SED^A																					
Marine View	33	21	31	29	41	24	18	21	19	37	16	35	31	27	12	33	17	26			
OVSD	24	22	27	24	32	28	25	26	26	29	24	27	36	38	32	33	38	40	100	93	75
California	14	19	20	16	19	20	14	15	18	19	19	22	16	16	20	12	14	15	20	22	19
Non SED																					
Marine View	53	71	67	64	69	69	63	55	59	56	67	57	63	64	52	47	43	48	90	88	85
OVSD	50	59	57	57	59	59	53	53	56	55	59	53	58	63	58	49	54	58	90	90	84
California	47	54	54	48	51	52	46	43	46	48	50	51	41	43	45	29	33	32	48	47	45
Special Education																					
Marine View	14	11	21	0	17	17	16	5	5	21	11	21	8	35	6	16	6	24			
OVSD	15	7	9	10	10	6	11	5	8	18	6	8	8	20	8	14	11	17			
California	8	10	9	6	7	8	5	5	6	9	9	10	6	6	7	6	7	6	17	17	12
African American																					
Marine View																					
OVSD	50	42		44	42		34	26		39	42		37	47		44	33				
California	22	23		20	22		17	19		17	17		12	14		12	11		17	17	14
American Indian																					
Marine View										28			22								
OVSD				33	50		63			25			71	33							
California			31		33		27			28	28		22	26			23				26
Asian																					
Marine View	65	74		62	70		56	53		76	84		54	65			67		100	89	
OVSD	64	65		68	64		57	62		69	74		81	82		71	72		95	67	
California	55	59		55	59		49	53		63	66		60	64		45	44		67	65	
Caucasian																					
Marine View	74	67		71	73		55	59		67	56		64	53		43	47		88	83	
OVSD	58	58		60	61		55	57		58	53		62	58		56	57		90	83	
California	56	56		54	55		47	51		52	51		44	48		38	37		49	47	
Filipino																					
Marine View																					
OVSD	46	31		59	50		45	58		38	23		82	37			84				
California	48	52		47	52		41	45		47	49		42	47		35	34		42	42	
Hispanic																					
Marine View	19	25		29	22		35	24		17	25		34	15		17	36		73		
OVSD	20	22		26	23		24	20		22	21		31	26		30	38		76	63	
California	19	20		20	22		15	18		19	21		16	18		14	13		20	17	

For 8th grade 2004 Social Science scores, please refer to <http://star.cde.ca.gov/>

^ASED - Socioeconomically Disadvantaged

Due to the moderate number of students tested scores are not disclosed.

2002 testing data unavailable from the California Department of Education.

California Achievement Test Survey (CAT/6)

The CAT/6 is a norm referenced survey test that assesses student ability in the areas of reading/language arts, spelling, and mathematics. CAT/6 scores compare students' results with scores in the same grade from a national sample. Percentile rankings range from 1 to 99, with 50 being average. **Please Note: Prior to 2003, the STAR included the SAT9 norm referenced test, which has been replaced by CAT/6. These are two different exams, developed five years apart; results from CAT/6 should not be directly compared to those from the SAT9.**

CAT/6 Survey Norm Referenced Test*												
2003, 2004												
% At or Above 50th Percentile												
Subject Area	Reading			Math								
	6	7	8	6	7	8						
Grade Level	03	04	03	04	03	04						
Year Ending	03	04	03	04	03	04						
All Students												
Marine View Middle	66	68	65	64	61	61	70	73	72	66	70	70
OVSD	59	56	62	59	58	58	68	67	71	68	73	73
California	45	46	45	45	41	41	51	53	46	48	48	49
Subgroups												
Females	72	71	73	68	61	64	74	75	77	70	67	70
Males	60	66	57	60	61	58	66	71	67	63	73	69
English Learners	11	14	11	10	10	6	19	32	32	10	32	35
Non English Learners	75	73	69	72	66	65	78	76	75	75	73	72
SED^	27	39	34	32	36	25	29	55	54	28	41	35
Non SED	78	74	70	70	65	66	82	77	75	74	73	74
Asian	82	89	69	70	72	67	88	100	69	80	89	80
Caucasian	79	73	72	74	67	67	83	75	77	77	74	73
Hispanic or Latino	27	35	29	28	40	32	32	54	49	26	51	51

*Scores for 2004 taken from data published by the California Department of Education in October 2004.
^SED - Socioeconomically Disadvantaged

SAT9 Survey Norm Referenced Test						
2002						
% At or Above 50th Percentile						
Subject Area	Reading			Math		
	6	7	8	6	7	8
Grade Level	6	7	8	6	7	8
All Students						
Marine View Middle	72	77	76	86	83	79
OVSD	65	67	69	81	80	78
California	48	48	49	60	52	50
Subgroups						
Females	80	76	83	89	77	81
Males	64	78	69	84	89	77
English Learners	22	14	11	56	50	11
Non English Learners	76	83	81	89	86	84
SED^	48	32	31	67	54	47
Non SED	75	83	82	89	86	83
Asian	88	94	75	94	99	90
Caucasian	77	86	85	90	87	86
Hispanic or Latino	39	38	37	66	60	41

^SED - Socioeconomically Disadvantaged

Academic Performance Index (API)

The Academic Performance Index (API) is one of three components of the Public Schools Accountability Act (PSAA) passed in 1999. The API measures school performance, sets academic growth targets, and monitors growth over time based on state testing results. The statewide API performance target is 800. A school's Base API score summarizes a school's performance on STAR testing for that year. A Growth Target is established annually by taking five percent of the difference between the Base score and the statewide target. A school's Growth score is calculated in the same manner as the Base score, but uses the following year's state testing results. The comparison between Base and Growth scores summarizes a school's progress over time.

The Immediate Intervention/Underperforming Schools Program (II/USP) and Governor's Performance Award Program (currently unfunded) are the two remaining components of the PSAA. API results determine a school's eligibility for each program. II/USP-eligible schools may apply for funding to provide the necessary resources to improve student performance. The Governor's Performance Award acknowledges those schools that demonstrate significant improvement based on several specific measures. Marine View Middle School was eligible for the Governor's Performance Award in 2001.

API School Results							
All Students	Base			All Students	Growth		
	2001	2002	2003		2002	2003	2004
Percent Tested	100	98	98	Percent Tested	100	99	100
API Score	812	815	806	API Growth Score	825	809	811
Growth Target	*	*	*	Actual Growth	13	-6	5
Statewide Rank	9	10	9	Eligible for Awards	No	No	No
Similar Schools Rank	10	9	9	Eligible for II/USP	No	No	No
Subgroups							
Socioeconomically Disadvantaged							
Base API Score	625	660	645	API Growth Score	654	663	673
Growth Target	1	1	1	Actual Growth	29	3	28
Caucasian							
Base API Score	855	842	843	API Growth Score	855	844	839
Growth Target	*	*	*	Actual Growth	0	2	-4
Hispanic							
Base API Score	618	658	657	API Growth Score	667	672	678
Growth Target	1	1	1	Actual Growth	49	14	21

***Schools and subgroups with scores 800 and above have met the statewide target and are expected to maintain that level of achievement.**
Only numerically significant subgroups for each reporting period are required to be presented in this report card. Numerically significant subgroups are comprised of (1) at least 100 students with valid test scores or (2) at least 15% of the school population tested and contains at least 30 students with valid scores.

Teacher Assignment

We take great pride in our caring and dedicated teachers. For the 2003-04 school year, College View Elementary School had 34 fully credentialed teachers in accordance with State of California guidelines.

Teacher Credential Status			
	02	03	04
Fully Credentialed	32	33	34
Emergency Credentials	1	1	1
Interns	0	0	0
Waivers	0	0	0
Total Teachers	33	34	35
Teacher Misassignments			0
Teacher Vacancies			0
Working Outside Subject	0	0	0
Average Years Teaching	20.0	18.9	18.3
Average Years in District	18.4	17.7	17.0
<i>Data not required to be reported for these years.</i>			

NCLB-Compliant Teachers

The Federal No Child Left Behind (NCLB) Act requires that all teachers in core subject areas meet specific Federal credential requirements by the 2005-06 school year. Minimum qualifications include: possession of a Bachelor's Degree; possession of an appropriate California teaching credential; and demonstrated competence in core academic subjects. At the start of the 2003-04 school year, 100 percent of core academic classes at Marine View Middle School were taught by NCLB-compliant teachers and 80.8 percent of core academic classes in the District were taught by NCLB-compliant teachers.

Teacher Education Levels 2003-04		
	Marine View	OVSD
Doctorate	2.9%	0.4%
Master's Degree +30*	31.4%	27.2%
Master's Degree	31.4%	38.9%
Bachelor's Degree +30*	22.9%	29.2%
Bachelor's Degree	11.4%	6.7%
<i>*Indicates additional hours above and beyond degree.</i>		

Teacher Evaluation

A constructive evaluation process is a fundamental element in a sound educational program. Non-tenured teachers are evaluated annually and tenured teachers are evaluated every other year. Evaluations are performed by administrators who have been trained and certified for competency to perform teacher evaluations. Evaluation criteria are modeled after the Stull guidelines for teacher evaluations and include: maintenance of a suitable learning environment, attainment of standards of expected student progress, working staff relationships, professional qualities, instructional techniques and strategies, adherence to curricular objectives, and other duties relevant to the position.

Substitute Teachers

Ocean View School District employs more than 230 qualified substitute teachers, including part-time teachers, retired teachers, and aspiring full-time teachers. About 35-40 percent of District substitutes are fully credentialed; all have a minimum of a bachelor's degree, have passed the California Basic Education Skills Test, and have a 30-day substitute permit. On the rare occasion when a substitute is not available, students receive instruction from a certificated teacher or school administrator.

Student Support Services

We make every effort to meet the academic, emotional, and physical needs of our students. The school and District employ qualified personnel to provide support services. An active Student Study Team (SST) meets frequently to address issues that affect the ability of a student to perform at his or her best in school. Using a collaborative approach, members of the

SST evaluate and recommend various intervention strategies and services to meet the unique needs of the referred student. For students at-risk of retention, a Monitor and Assistance Plan (MAP) is created in collaboration with the parent, student, and teacher. The plan outlines intervention strategies and the roles and responsibilities of each participant.

Counseling & Support Services Staff			
Title	Number of Staff	Days Available Per Week	Full Time Equivalent
Adaptive PC Specialist	1	As needed	-
Health Technician	1	5	0.6
Nurse	1	1	0.2
Resource Officer (HBPD)	1	As needed	-
Psychologist (Intern)	1	3	0.6
Resource Specialist	2	5	2.0
Special Day Class Teacher	2	5	2.0
Speech/Language Specialist	1	2	0.4

School Facilities and Safety

Marine View Middle School provides a safe, clean environment for students, staff, and volunteers. The District administers a scheduled maintenance program, including regular facilities inspections, to ensure that all classrooms and facilities are well-maintained and in good repair. When necessary, the District takes appropriate actions to ensure campus facilities are in good working order and provide a clean and safe environment for all members of the school community. Campus grounds encompass approximately 13.7 acres. Facilities include 20 permanent classrooms, 4 portable classrooms, a library, computer lab, gymnasium/auditorium, art room, boys' and girls' locker rooms, administrative offices, and athletic courts and playing fields.

A team of custodians ensures classrooms, restrooms, and campus grounds are cleaned daily. The District's maintenance and operations department continually monitors all school sites to ensure that classrooms and facilities are well-maintained and provide a suitable learning environment. In the 2004-05 school year, the District and local agencies immediately addressed and resolved the following emergency situation on campus: broken windows. At the time this report was published, 90 percent of restrooms on campus were in good working order. The Board of Trustees oversees a District Master Plan to ensure our schools are safe and up-to-date.

Marine View Middle School is a closed campus. Signs posted throughout campus entry points direct visitors to check in with the front office. All visitors are required to register and to wear visitor badges during their stay. While we welcome visits by parents and community members, anyone wishing to be on campus during school hours should notify staff ahead of time. During lunch, breaks, and before and after school, noon duty supervisors, the principal, and teachers supervise students and monitor the campus.

The comprehensive Safe School Plan was developed by the District to comply with Senate Bill 187 (SB 187) of 1997. The plan provides students and staff a means of ensuring a safe and orderly learning environment. Each school includes the following requirements of SB 187 within their safe school plans: current status of school crime; child abuse reporting procedures; disaster procedures; policies related to suspension and expulsion; notification to teachers; sexual harassment policy; provision of a schoolwide dress code; safe ingress and egress of pupils, parents, and school employees to and from school; safe and orderly school environment; and school rules and procedures. The school evaluates the plan annually and updates it as needed. The plan was last updated in October 2003. Safety procedures, including elements of the Safe School Plan, were reviewed with school staff at the November 2003 staff meeting.

School Attendance

Regular attendance at Marine View Middle School is a necessary part of the learning process and is critical to academic success. Attendance, tardy, and truancy policies are clearly stated and consistently enforced. Our teachers and office manager proactively address attendance issues before they develop into further problems. In the case of chronic truancy, we contact the home with letters and telephone calls. In addition, students may be referred to the School Attendance and Review Board (SARB) for further intervention.

For each day a student is absent, \$25 is taken from the District's budget by the state. In the 2003-04 school year, Ocean View School District implemented a districtwide attendance incentive program to increase student attendance. If a school achieved an increase in its annual attendance rate, it received a monetary award -- corresponding to the appropriate increase in funding from the state. The actual attendance rate for Marine View Middle School in the 2003-04 school year was 95.44 percent, an increase from 95.10 percent in 2002-03.

Class Size

Small class sizes allow us to focus more attention on the individual needs of each student. The average class size for Marine View Middle School in 2003-04 was 29 students.

	Teaching Load Distribution											
	Average Class Size		Classrooms containing:									
	02	03	04	1-22 Students			22-32 Students			33+ Students		
English	26	28	28	21	15	9	30	34	49	13	16	6
Math	29	28	30	7	14	2	32	32	31	13	16	22
Science	30	31	30	2	1	4	13	16	11	10	9	14
Social Science	28	29	27	6	3	4	13	14	26	7	8	2

Instructional Time

All instructional minutes offered at Marine View Middle School exceed state requirements. State law requires that students in grades 6-8 receive 54,000 annual minutes of instructional time; Marine View Middle School offered 58,410 minutes in 2003-04. For the 2003-04 school year, Marine View Middle School offered 180 days of instruction comprised of 169 regular days and 11 minimum days used for parent/teacher conferences and the last day of school.

Expenditures and Services Funded

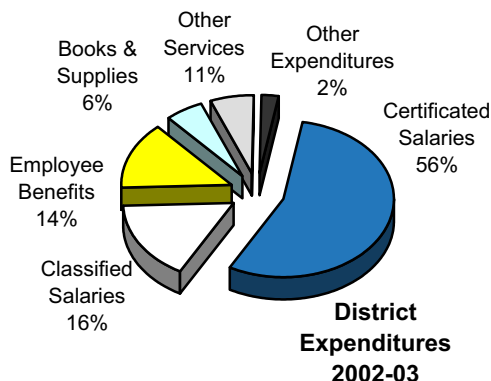
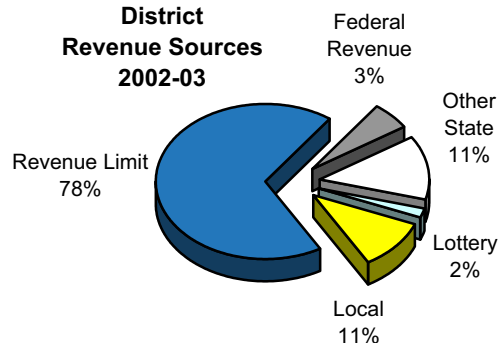
At the time this report was published, the most recent financial and salary comparison data from the State of California was for the 2002-03 school year. In 2002-03, Ocean View School District spent an average of \$6,427 to educate each student (based on 2002-03 audited financial statements).

Current Expense of Education Per Student* 2002-2003		
Statewide Average		
All Elementary School		
OVSD	Districts	All Districts
\$6,427	\$6,542	\$6,822
<small>Note: The California Department of Education does not release audited financial results until the spring of the following fiscal year. In order to provide valid, comparative data, all districts throughout the State use only audited J-200 financial information to comply with SARC reporting requirements.</small>		

Ocean View School District receives federal and state categorical funding for special programs. For the 2002-03 school year, the District received approximately \$1,268 per student in federal and state aid for categorical, special education, and other support programs including:

- Class Size Reduction
- Drug/Alcohol/Tobacco Education Funds
- Economic Impact Aid (EIA-LEP)
- Educational Technology Assistance
- Eisenhower Math and Science
- Gifted and Talented Education (GATE)
- Home-to-School Transportation
- Instructional Materials
- Peer Assistance and Review
- School Improvement Program
- Special Education
- Title I

District Revenue Sources 2002-03



Salary and Budget Comparison

State law requires comparative salary and budget information to be reported to the general public. At the time this report was published, the most recent salary comparison data from the State of California was for the 2002-03 school year. For comparison purposes, the State Department of Education has provided average salary data from elementary school districts having over 5,000 average daily attendance throughout the state.

Average Salary Information Teachers - Principal - Superintendent 2002-03		
	OVSD	State Average
Beginning Teachers	\$34,000	\$37,951
Mid-Range Teachers	\$62,487	\$61,262
Highest Teachers	\$81,285	\$74,414
Elementary Principals	\$96,409	\$94,506
Middle School Principals	\$103,556	\$94,506
Superintendent	\$146,007	\$140,715
Salaries as a Percentage of Total Budget		
Teacher Salaries	50.44%	44.63%
Administrative Salaries	5.66%	5.51%