

OCEAN VIEW SCHOOL DISTRICT Lake View Elementary School

17451 Zeider Lane, Huntington Beach, CA 92647
Phone: (714) 842-2589 FAX: (714) 375-9269



Colette Wright, Principal

A Title I Academic Achievement Award School

2004-2005 School Accountability Report Card



Ocean View School District

17200 Pinehurst Lane
Huntington Beach, CA 92647
(714) 847-2551
(714) 847-1430 FAX
www.ovsd.org

Board of Trustees

Sharon Holland
Barbara Boskovich
Carolee Focht
Debbie Cotton
Tracy Pellman

District Administration

Karen Colby
Interim Superintendent

Beverly Hempstead
Interim Assistant Superintendent,
Curriculum and Instruction

Michael A. Luker
Assistant Superintendent,
Human Resources

Mary Lou Beckmann
Chief Financial Officer

Carolyn Stocker
Chief Operations and Facilities Officer

Voter approval of Proposition 98 in November of 1988 requires that each school publish an annual School Accountability Report Card (SARC) to explain school programs, their costs, and effectiveness. In addition, Federal No Child Left Behind legislation requires an annual report of progress in meeting State and National objectives. This annual report is based on the best data available at the time of publication.

Principal's Message

Welcome to Lake View Elementary School. On behalf of the entire staff, I would like to extend a warm welcome to you and your children. The information included in the School Accountability Report Card will give you an understanding of the workings of our school.

Lake View has a history of high academic achievement. The California Department of Education has recognized us twice as a High Achieving School. Currently, the school is engaged in a three-year partnership with the National Aeronautics and Space Administration to promote math and science education. The school has an established partnership with Time Warner Cable to support technology in the classrooms. We are proud of the accomplishments of each student and continually strive for excellence.

I invite you to become part of the Lake View Team!



School Mission Statement

Our school community is diverse and that is its strength. The dedicated efforts of our talented staff, students, parents, and community blend our differences into a common vision - That All Students Achieve Proficiency. Pride in academic excellence is our school motto, but our strength really comes from our diversity. This is where our excellence is born.

District & School Profile

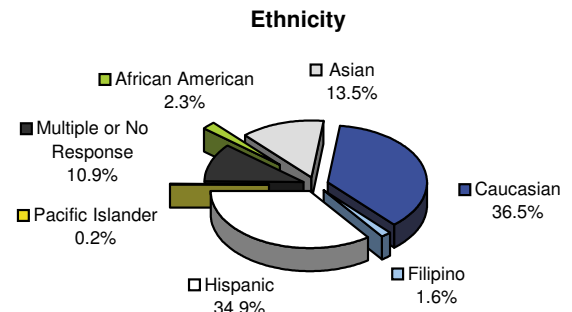
Located in western Orange County, minutes from the scenic California coastline, the Ocean View School District educates more than 10,000 pre-kindergarten through eighth grade students in the northern half of Huntington Beach and portions of Westminster, Fountain Valley, and Midway City. Founded in 1874, the District is proud of its long tradition of academic excellence. There are currently eleven elementary schools and four middle schools in the District. Students from Ocean View School District attend high schools within the Huntington Beach Union High School District. Award winning schools, a rigorous and supportive educational program, strong community partnerships, and high levels of parental involvement are hallmarks of the Ocean View School District. Ocean View School District is dedicated to educational excellence and the continuous academic growth of all students, supporting its motto: "Charting the Course -- Success for All."

Lake View Elementary School served 430 students on a traditional school calendar during the 2004-05 school year. The school is proud of its status as a Title I Achieving School, and proud to have met all of its Adequate Yearly Progress (AYP) schoolwide targets for 2005.

Lake View Elementary School is also proud to have been selected as a NASA Explorer School, one of just 50 schools nationwide. Beginning in the 2004-05 school year, the school launched a three-year partnership with NASA that provides intensive staff development on-site at the Jet Propulsion Lab, and offers educational opportunities for students in science, math, technology, and geography.

Discipline & Climate for Learning

Lake View Elementary School has a high standard for student behavior. Students are guided by specific rules and classroom expectations that promote respect, cooperation, courtesy, and acceptance of others. Behavioral expectations are clearly explained and consistently enforced. Parents and students are informed of discipline policies through the Student Handbook, daily announcements, principal classroom visits, flyers, and newsletters.



Lake View Elementary School values the teaching of good citizenship. The school tries to emphasize the positive and reinforce desired behaviors. We believe we must teach children how to behave rather than how not to behave. We have developed the school's discipline policy in the best interest of our children. We encourage parents to share their views and concerns, support our goal to set and maintain high standards of conduct, and to develop self-discipline within each child. We believe in the right of the teachers to teach without inappropriate interruption. We believe in the right of the student to learn in a safe environment without interruption from other students. Further, we believe that for students to have a most meaningful and successful year, the partnership of school staff, parents, and students will play an integral role.

The Suspensions and Expulsions table below displays the total number and percentage of incidents at the school and in the district. Suspension numbers may be inflated because some students may have been suspended multiple times. Expulsions occur only when required by law or when all other alternatives have been exhausted.

Suspensions & Expulsions						
	Lake View			OVSD		
	02-03	03-04	04-05	02-03	03-04	04-05
Suspensions	14	31	7	444	574	372
Suspension Rate	3.2%	7.5%	1.6%	4.4%	5.6%	3.7%
Expulsions	0	0	0	2	1	1
Expulsion Rate	0.0%	0.0%	0.0%	0.02%	0.009%	0.009%

Student Recognition & Extracurricular Activities

Students demonstrating positive behavior are regularly rewarded. Recognition includes awards at monthly assemblies, individual classroom rewards, Good Guy/Gal Tickets, ticket prize drawings, Student of the Week, and citizenship awards. For other achievements including academics and attendance, students may receive subject area awards in reading, mathematics, science, and social science; perfect attendance awards; and/or be placed in Recognition Hall.

Lake View Elementary School encourages its students to become actively involved in their school both inside and out of the classroom. The school offers many additional programs and services to help create well-rounded students and communities. Extracurricular activities include: book fairs, afterschool tutoring, talent show, field trips, music education, K9 companions, Smoke Signals Indian Culture and Education, Principal's Wall of Fame, and Good Guy/Gal Cards encouraging random acts of kindness.

School Attendance

Regular attendance at Lake View Elementary School is a necessary part of the learning process and is critical to academic success. Attendance, tardy, and truancy policies are clearly stated and consistently enforced. Our teachers and office manager proactively address attendance issues before they develop into further problems. In the case of chronic truancy, we contact the home with letters and telephone calls. In addition, students may be referred to the School Attendance and Review Board (SARB) for further intervention.

For each day a student is absent, \$25 is taken from the District's budget by the state. In the 2004-05 school year, Ocean View School District implemented a districtwide attendance incentive program to increase student attendance. If a school achieved an increase in its annual attendance rate, it received a monetary award -- corresponding to the appropriate increase in funding from the state. The actual attendance rate for Lake View Elementary School in the 2004-05 school year was 95.89%.

Class Size

Lake View Elementary School maintained a schoolwide average class size of 21.8 students in the 2004-05 school year. The Class Size Distribution table shows the average class size by grade. The corresponding numbers show how many classes were taught with a certain number of students in each class, based on three different class sizes.

The California Class Size Reduction (CSR) program provides funding to reduce kindergarten through third grade classes to 20 students or less. For the past three years, 100% of K-3 classrooms at Lake View Elementary participated in CSR.

	Class Size Distribution								
	Average			Classrooms Containing:					
	Class Size			1-20		21-32		33+	
	03	04	05	Students	Students	Students	Students	Students	Students
K	16.8	16.3	19.3	4	3	3			
1st	18	19	18	4	4	4			
2nd	17.3	19	19.7	4	3	3			
3rd	15.2	19.7	19	5	3	3			
4th	23.7	24.5	31.5	1			2	2	2
5th	24	26.7	32	1	1		2		1
4th-5th	n/a	n/a	32					1	

Textbooks & Instructional Materials

Ocean View School District sets a high priority upon ensuring that sufficient and current textbooks and materials are available to support each school's instructional program. Ocean View School District held a Public Hearing on October 10, 2005, and determined that each school within the District has sufficient and good quality textbooks or instructional materials, pursuant to the settlement of Williams vs. the State of California. All students, including Special Education and English learner students, are provided their own individual textbooks in core subjects for use in the classroom and to take home to complete required homework assignments. All textbooks and instructional materials used within the District are aligned with the California Academic Content Standards and Frameworks and have been selected from the state's most recent list of standards-based materials. The District follows the State Board of Education's six-year adoption cycle for core content materials. The chart below displays data collected in January of 2006, regarding textbooks in use at Lake View Elementary School during the 2004-05 school year.

Subject	Publisher	Grade Level	Adoption Year	Quality & Availability of
				Standards Aligned Textbooks
Language Arts	Houghton Mifflin	K-5	2002	Sufficient
Math	Scott Foresman	K-5	2001	
Social Science	McGraw-Hill	K-5	2000	
Science	Harcourt Brace	K-5	2003	

Lake View Elementary School's library, staffed by a library specialist, is open four days a week during school hours for student use. Students visit the library on a weekly basis to check out books and use resources. The library uses a fully automated tracking system and contains supplemental materials such as Spanish titles and videos.

The District is committed to providing state-of-the-art technology to all students. Teachers integrate technology into classroom curriculum, following the OVSD Student Technology Standards which are aligned to the National Educational Technology Standards. The school has a Title I funded computer lab containing 25 computer workstations and a smart board is regularly used by third through fifth grade classrooms. Most computers on campus are connected to the Internet so that students may conduct research online. Classrooms for grades three through five each have a smartboard and six computers. The multipurpose room has a Digital Learning Network System and a smart board. Students use computer resources mainly for writing and research but also take advantage of the Read 180 software program to help improve reading skills. Other technological resources at Lake View Elementary School include digital cameras and TV/VCRs.

	Computer Resources		
	2003	2004	2005
Computers	119	100	111
Students per computer	3.6	4.1	4
Classrooms connected to Internet	11	15	28

Curriculum Improvement

The writing and implementation of Ocean View School District's curriculum is an ongoing process, designed to address continual instructional improvement and the implementation of state standards and associated adopted instructional materials. Under the leadership of the Assistant Superintendent of Curriculum and Instruction, the Instructional Advisory Council establishes the District's long-range objectives and vision as well as oversees eight subject area Curriculum Committees. Curriculum Committee members, comprised of administrators, teacher representatives, and parents, analyze testing data to determine students' progress in learning the standards, assess the effectiveness of District programs in meeting students' learning needs, evaluate and recommend new programs for implementation, articulate curriculum among grade levels, and develop District assessments.

Instructional Time

During the 2004-05 school year, all instructional minutes offered at Lake View Elementary School met or exceeded state requirements. For the 2004-05 school year, Lake View Elementary School offered 180 days of instruction comprised of 135 regular days, 35 modified Wednesdays, and 10 minimum days. Minimum days are used for parent/teacher conferences, Open House, and the last day of school. Students are released early on Wednesdays for staff development, teacher planning, and faculty meetings.

Instructional Minutes By Grade Level		
	Minutes Required	Actual Minutes
K	36,000	36,000
1st-3rd	50,400	50,400
4th-5th	54,000	58,410

Student Support Services & Specialized Programs

The school and District employ qualified personnel to provide support services. An active Student Study Team (SST) meets at least once a week to address issues that affect the ability of a student to perform at his or her best in school. Using a collaborative approach, members of the SST evaluate and recommend various intervention strategies and services to meet the unique needs of the referred student. For students at-risk of retention, a Monitor and Assistance Plan (MAP) is created in collaboration with the parent, student, and teacher. The plan outlines intervention strategies and the roles and responsibilities of each participant. The following services are available to students.

Counseling & Support Services Staff		
	Number of Staff	Full-Time Equivalent
Counselor Intern	1	0.75
Health Clerk	1	1.0
Psychologist	1	0.5
Resouse Specialist	1	0.8
Speech/Language Specialist	1	1.0
Speech/Language Pathology Assistant	1	1.0
Special Day Class (SDC) Teachers	4	4.0
SDC Aides	12	6.0
Adaptive PE Teacher	1	*
Occupational Therapist	1	*

* Services are provided by the district on an as-needed basis.

Using standards-based adopted textbooks and materials, teachers are able to adapt classroom instruction to meet students' unique learning styles. When further assistance is needed for students to achieve grade level standards, several strategies are in place. At Lake View Elementary School, students falling below grade level or at risk of retention receive specialized differentiated instruction.

Students in grades two through five may also take part in the Title I Kaleidoscope Program, a three hour afterschool intervention during which students receive reading remediation, can work on their homework, and have an hour of free play time.

Ocean View School District offers the Gifted and Talented Education (GATE) program to students in grades four through eight who have been recognized as capable of attaining high levels of achievement by their teachers and identified through testing programs. At Lake View Elementary School, students in the GATE program are clustered to receive differentiated instruction with increased depth and complexity by GATE-trained teachers. Students in the GATE program also have the option of attending the magnet program at Circle View Elementary School.

For students whose primary language is not English and who have limited English proficiency, Ocean View School District offers programs to help them acquire English as quickly as possible and prepare them to meet the state's academic content standards. Students are identified as English Learners through the California English Language Development Test (CELDT). At Lake View Elementary School, students learning English receive 30 minutes of English Language Development daily and are placed with teachers who have supplemental credentials to provide instruction to English Learners.

Lake View Elementary School provides instruction to all students in the least restrictive environment possible. Students with disabilities are accommodated with a variety of options. A team consisting of the parent, school administrator, general education teacher, psychologist, and special education teacher, develops an Individual Education Plan (IEP). The IEP defines the individualized instruction a child will receive which may include services from a Speech and Language Specialist, Resource Specialist, Adaptive Physical Education Specialist, or placement in a Special Day Class. Lake View Elementary School also offers two special classes for severely handicapped students and two classes for students with learning disabilities.

School Leadership

Leadership at Lake View Elementary School is a responsibility shared among District administration, the principal, instructional staff, students, and parents. For the past two years, Colette Wright has been principal of Lake View Elementary School. Ms. Wright has both Special Education and Regular Education Credentials, has served as a Title I Coordinator and has 15 years of experience in education. Assisting the principal is the Principal's Advisory Council, comprised of grade level representatives, Title I Liaison, and the administrative assistant. This team meets every other week to address issues such as monitoring curriculum, analyzing data, and providing feedback on staff development needs. The team members act as communication liaisons whereby they bring ideas and issues from their colleagues to be discussed in an open forum.

Staff members and parents participate on various committees that make decisions regarding the priorities and direction of our educational plan, and ensure instructional programs are consistent with students' needs and comply with District goals. School committees and organizations include: School Site Council (SSC), English Learners Advisory Committee (ELAC), and the Parent Teacher Organization (PTO). At the District level, parents participate on the Instructional Advisory Council, the President's Roundtable, District ELAC, District Community Budget Advisory Committee, and the Gifted and Talented Education Parent Advisory Council.

Measures of Student Achievement

To obtain accurate and valid measures of educational progress, Ocean View School District offers students multiple opportunities to demonstrate mastery of state and District grade-level standards. Multiple measures of assessment monitor the progress of students and measure the effectiveness of the instructional program and include District assessments, state standardized tests, classroom observation, and report card grades.

In the Ocean View School District, students take a battery of District assessments four times a year -- at the start of the school year and at the end of each trimester.

Assessments measure student ability in reading, writing, and math. Results are compiled into an individual Student Assessment Profile/Rubric for each child. Teachers use this information to modify instruction according to a child's needs, recommend interventions to increase the level of achievement, and monitor possible retention candidates.

In addition to District-established performance objectives, the state and federal governments have set standards for student achievement. A school's progress in meeting or exceeding those standards is measured through the results of testing and other criteria. The following sections provide an overview of tests and associated data showing the progress of students at Lake View Elementary School and the Ocean View School District, as well as a comparison of that progress to students throughout the state.

California Standards Tests (CST)

The California Standards Test (CST), a component of the STAR Program, is administered to all students in the spring to assess student performance in relation to the State Content Standards. Student scores are reported as performance levels: Advanced (exceeds state standards), Proficient (meets standards), Basic (approaching standards), Below Basic (below standards), and Far Below Basic (well below standards). The combined percentage of students scoring at the Proficient and Advanced levels in English/Language Arts, Math, and fifth grade Science, for the most recent three-year period, is shown below.

California Standards Test (CST)																										
Combined % of Students Scoring at Proficient and Advanced Levels																										
	Language Arts						Math						Science													
	2		3		4		5		2		3		4		5											
	03	04	05	03	04	05	03	04	05	03	04	05	03	04	05	04	05									
All Students																										
Lake View	47	35	56	49	44	31	35	55	52	47	48	52	67	54	67	55	70	61	43	63	58	42	37	56	11	29
OVSD	48	49	59	47	41	47	52	55	63	51	56	59	70	72	75	54	61	70	59	60	67	48	52	63	35	46
California	36	36	42	33	30	31	39	40	47	36	40	43	53	51	56	46	48	54	45	45	50	35	38	44	24	28
Females																										
Lake View	40	38	58	60	48	38	48	83	55	51	50	82	66	59	63	44	64	69	48	89	61	36	41	82	9	31
OVSD	53	51	60	50	45	51	55	61	66	57	63	61	70	71	72	51	60	68	60	61	67	51	56	64	31	42
California	40	39	45	37	33	35	43	43	52	39	44	46	51	50	55	43	47	54	46	45	51	35	38	45	22	26
Males																										
Lake View	56	33	54	42	40	25	24	39	49	43	45	36	68	50	71	64	76	56	38	48	56	50	32	42	13	27
OVSD	44	47	58	45	38	44	47	49	61	44	49	58	69	73	77	58	61	72	57	59	68	46	48	62	38	50
California	33	32	39	30	28	29	35	36	44	31	36	39	54	52	58	47	50	56	46	45	50	35	36	43	26	32
English Learners																										
Lake View	44	25	38	21	47	25	11	27	22	21	25	21	61	50	52	29	76	45	32	36	50	14	17	29	0	8
OVSD	26	27	35	18	19	20	15	20	27	11	20	18	51	54	57	29	41	50	35	36	51	18	18	26	2	7
California	19	18	23	13	11	12	15	15	19	9	12	13	37	38	43	30	32	40	29	26	32	15	17	22	4	6
Socioeconomically Disadvantaged																										
Lake View	43	27	45	46	42	32	17	50	49	40	34	50	60	50	58	61	68	58	32	62	61	36	26	54	6	30
OVSD	29	28	41	24	26	23	25	33	43	28	33	36	55	56	60	33	46	49	39	45	57	27	28	38	13	19
California	23	22	28	20	17	17	24	25	32	20	24	28	41	40	45	34	36	44	33	32	38	22	25	32	11	14
Asian																										
Lake View	*	46	*	56	42	58	38	77	64	67	63	77	*	54	*	69	67	75	75	77	73	73	63	85	0	38
OVSD	62	55	70	63	50	60	66	71	78	71	71	75	81	86	85	78	77	87	78	77	85	81	75	85	40	55
California	61	60	66	56	54	54	61	64	71	56	63	67	74	77	79	72	75	81	74	74	79	63	67	74	43	50
Caucasian																										
Lake View	47	43	62	52	41	31	40	56	50	50	53	53	63	63	72	56	65	69	40	61	53	40	41	59	24	29
OVSD	58	60	69	59	51	58	64	65	75	60	67	69	79	80	82	63	70	79	67	66	74	55	60	72	45	60
California	54	53	61	52	48	51	59	59	68	54	60	63	71	67	73	61	64	70	61	61	65	49	51	58	42	49
Hispanic																										
Lake View	48	15	38	35	47	17	27	31	50	21	33	31	71	45	58	47	79	48	23	44	54	16	19	31	7	20
OVSD	24	27	39	21	20	19	27	29	37	25	32	35	51	51	58	31	38	45	40	40	49	23	27	36	13	20
California	23	22	28	19	17	17	24	25	32	20	25	27	40	39	44	33	36	43	33	33	38	22	25	33	11	14

* Scores are not disclosed when fewer than 10 students are tested in a grade level and/or subgroup.

Academic Performance Index (API)

The Academic Performance Index (API) is a score on a scale of 200 to 1000 that annually measures the academic performance and progress of individual schools in California. On an interim basis, the state has set 800 as the API score that schools should strive to meet.

Growth Targets: The annual growth target for a school is 5 percent of the distance between its API Base and 800. The growth target for a school at or above 800 is to remain at or above 800. Actual growth is the number of API points a school gained between its base and growth years. Schools that reach their annual targets are eligible for awards.

Subgroup APIs and Targets: In addition to a schoolwide API, schools also receive API scores for each numerically significant subgroup in the school (i.e., racial/ethnic subgroups and socioeconomically disadvantaged students). Growth targets, equal to 80 percent of the school's target, are also set for each of the subgroups. Each subgroup must also meet its target for the school to be eligible for awards.

Percent Tested: To be eligible for awards, elementary and middle schools must test at least 95 percent of their students in grades 2 through 8, and high schools must test at least 90 percent of their students in grades 9 through 11 on STAR assessments.

Statewide Rank: Schools receiving an API Base score are ranked in ten categories of equal size (deciles) from 1 (lowest) to 10 (highest), according to type of school (elementary, middle, or high school).

Similar Schools Rank: Schools also receive a ranking that compares that school to 100 other schools with similar demographic characteristics. Each set of 100 schools is ranked by API score from 1 (lowest) to 10 (highest) to indicate how well the school performed compared to similar schools.

California Achievement Test Survey (CAT/6)

The California Achievement Test (CAT/6) is a standardized norm-referenced test (NRT), which indicates how the student or group of students compares with that of a norm group and other students from around the country. In August of 2004 the governor signed legislation reauthorizing the STAR Program. Prior to the reauthorization the California Achievement Tests, Sixth Edition Survey (CAT/6 Survey) were administered to all students in grades two through eleven. The reauthorization program requires administering the CAT/6 Survey only to students in grades three and seven. Students in grades three and seven were tested in reading, language, spelling, and mathematics. The purpose of administering the CAT/6 Survey is to determine how well California students are achieving academically compared to a national sample of students tested in the same grade at the same time of the school year. The chart below reflects the percentages of students scoring at or above the 50th percentile, or those students performing at average/above average level, in Reading and Math.

API School Results							
	Base				Growth		
	2002	2003	2004		2003	2004	2005
Percent Tested	97	94	100	Percent Tested	99	99	100
API Score	752	751	773	API Growth Score	785	777	782
Growth Target	2	2	1	Actual Growth	33	26	9
Statewide Rank	7	6	7	State Awards & Intervention Programs are no longer funded.			
Similar Schools Rank	9	6	6				
Subgroups							
Socioeconomically Disadvantaged							
Base API Score	703	709	749	API Growth Score	753	753	759
Growth Target	2	2	1	Actual Growth	50	44	10
Asian							
Base API Score	852	784	831	API Growth Score	825	842	n/a
Growth Target	A	2	A	Actual Growth	-27	58	n/a
Caucasian							
Base API Score	754	760	802	API Growth Score	798	808	809
Growth Target	2	2	A	Actual Growth	44	48	A
Hispanic							
Base API Score	681	705	690	API Growth Score	722	687	699
Growth Target	2	2	1	Actual Growth	41	-18	9

A -Schools and subgroups with scores 800 and above have met the statewide target and are expected to maintain that level of achievement.

Only numerically significant subgroups for each reporting period are required to be presented in this report card. Numerically significant subgroups are comprised of (1) at least 100 students with valid test scores or (2) at least 15% of the school population tested and contains at least 30 students with valid scores.

CAT/6 Norm Referenced Test																		
% At or Above 50th Percentile																		
	Reading						Math											
	2		3		4		5		2		3		4		5			
	03	04	05	03	04	05	03	04	05	03	04	05	03	04	05	03	04	05
Lake View	52	55	46	47	35	24	41	58	37	70	60	62	72	56	43	59	62	51
OVSD	56	65	46	46	50	45	47	55	53	73	77	62	65	70	58	62	62	62
California	46	47	34	35	36	35	36	40	41	57	59	52	54	55	48	49	49	50
Subgroups																		
Females	46	66	52	45	46	39	61	64	44	66	55	56	67	65	48	72	64	50
Males	59	47	42	49	28	11	30	50	29	74	64	67	76	50	38	52	59	52
Socioeconomically Disadvantaged	37	50	36	42	29	10	35	49	23	60	58	68	74	48	24	58	56	31
English Learners	39	56	36	35	25	7	9	36	13	56	56	36	71	45	18	55	43	25
Asian	*	62	38	42	50	19	46	73	31	*	62	63	67	75	56	85	80	69
Caucasian	63	53	52	47	38	30	56	60	53	72	70	68	68	62	55	61	60	65
Hispanic	38	55	41	47	26	20	19	37	26	76	40	53	79	43	20	38	47	30

Beginning in 2005, the CAT/6 will test reading/language arts & math in grades three and seven and no longer test science in any grade.

* Scores are not disclosed when fewer than 10 students are tested in a grade level and/or subgroup.

Physical Fitness

In the spring of each year, Lake View Elementary School is required by the state to administer a physical fitness test to all students in fifth grade. The physical fitness test is a standardized evaluation that measures each student's ability to perform fitness tasks in six major areas. Students that meet or exceed the standards in all six fitness areas are considered to be physically fit or in the 'healthy fitness zone' (HFZ).

No Child Left Behind

No Child Left Behind (NCLB) is a federal law enacted in January 2002 that reauthorized the Elementary and Secondary Education Act (ESEA). It mandates that all students (including students who are economically disadvantaged, are from racial or ethnic minority groups, have disabilities, or have limited English proficiency) in all grades meet the state academic achievement standards for Mathematics and English/Language Arts by 2014. Schools must demonstrate "Adequate Yearly Progress" (AYP) toward achieving that goal.

AYP mandates that certain requirements are met each year:

- Each school and subgroup must perform to a proficiency level; 24.4% of elementary and middle school students must be proficient in English and 26.5% must be proficient in Math.
- At least 95% of students must take state standards tests.
- Schools must show improvement in the Academic Performance Index (API).

Federal Intervention Programs						
	Year Identified for PI	Current Year in PI	Year Exited PI	Type of Title I Program	# of Schools Currently in PI	% of Schools Identified for PI
Lake View	-	-	-	TAS	-	-
OVSD	-	-	-	-	0	0.0%

TAS - Targeted Assistance School

There are several consequences for schools that do not meet the AYP standards, including additional tutoring and replacing of staff. Students would also be allowed to transfer to schools (within their district) that meet their AYPs, and the former school would be required to provide the transportation to the new site. After two consecutive years of failure in a particular subgroup, the school becomes eligible for Title I Program Improvement (PI). Schools can be categorized as PI for a maximum of five years; however, a school may exit from this status after two consecutive years of success in the affected subgroup(s).

A "Yes" in the chart below means the school or subgroup was at or above the 2005 targets for the 95% participation rate or percent proficient. "No" means the school or subgroup was below the 95% participation rate or percent proficient. Lake View Elementary School met the 2005 AYP criteria.

Adequate Yearly Progress 2005																
	% Participation Rate						% Proficient or Advanced									
	English/Language Arts				Math		English/Language Arts				Math					
	Lake View		OVSD		Lake View	OVSD	Lake View		OVSD		Lake View	OVSD				
	Met	%	Met	%	Met	%	Met	%	Met	%	Met	%				
All Students	Yes	100%	Yes	100%	Yes	100%	Yes	100%	Yes	48.1%	Yes	57.2%	Yes	60.9%	Yes	63.5%
Subgroups																
African American	*	100%	Yes	100%	*	100%	Yes	99%	*	**	Yes	52.9%	*	**	Yes	61.2%
Asian	*	100%	Yes	100%	*	100%	Yes	100%	*	70.0%	Yes	71.3%	*	75.0%	Yes	84.6%
Hispanic	Yes	100%	Yes	100%	Yes	100%	Yes	100%	Yes	34.2%	Yes	32.2%	Yes	50.0%	Yes	41.1%
Caucasian	Yes	100%	Yes	100%	Yes	100%	Yes	100%	Yes	50.5%	Yes	67.1%	Yes	64.4%	Yes	70.2%
English Learners	Yes	100%	Yes	100%	Yes	100%	Yes	100%	Yes	33.3%	Yes	27.3%	Yes	48.6%	Yes	42.5%
Students w/Disabilities	*	100%	Yes	99%	*	100%	Yes	99%	*	17.1%	Yes	21.8%	*	28.6%	Yes	29.2%
Socioeconomically Disadvantaged (SED)	Yes	100%	Yes	100%	Yes	100%	Yes	100%	Yes	44.6%	Yes	34.8%	Yes	57.0%	Yes	45.7%

* The subgroup is not numerically significant for this school.

** Due to the moderate number of students tested, data is not disclosed.

Teacher Assignment

For the 2004-05 school year, Lake View Elementary School had 25 fully credentialed teachers in accordance with State of California guidelines.

Teacher misassignments represent the number of teachers who did not hold a legally recognized certificate or credential, including teachers who were assigned to classrooms with English Learners (EL) and who were not properly certificated to teach EL students. Teacher vacancies reflect the number of open teaching positions that were not filled by a full-time certificated teacher for an entire semester (for middle and high schools) or for an entire year (for elementary schools).

	Teacher Credential Status		
	03	04	05
Fully Credentialed	25	24	25
Emergency Credentials	0	0	0
Interns	0	0	1
Waivers	0	0	0

	Misassignments/Vacancies		
	03-04	04-05	05-06
Misassignments of Teachers of English Learners	0	0	3
Vacant Teacher Positions	0	0	0

The Federal No Child Left Behind Act requires that all teachers in core subject areas meet certain requirements in order to be considered as "Highly Qualified" no later than the end of the 2005-06 school year. Minimum qualifications include: possession of a Bachelor's Degree, possession of an appropriate California teaching credential, and demonstrated competence in core academic subjects.

	Teacher Education Levels 2004-05	
	Lake View	OVSD
Doctorate	0.0%	0.6%
Master's Degree +30*	20.0%	25.2%
Master's Degree	56.0%	40.4%
Bachelor's Degree +30*	8.0%	23.7%
Bachelor's Degree	16.0%	10.1%

*Indicates additional hours above and beyond degree.

	Highly Qualified Teachers 2005-2006	
	Lake View	% of Courses Taught By Highly Qualified Teachers
Lake View	100.0%	
All District Schools	100.0%	
High-Poverty Schools in District	100.0%	
Low-Poverty Schools in District	100.0%	

Teacher Evaluation & Professional Development

A constructive evaluation process is a fundamental element in a sound educational program. Non-tenured teachers are evaluated annually and tenured teachers are evaluated every other year. Evaluations are performed by administrators who have been trained and certified for competency to perform teacher evaluations. Evaluation criteria are modeled after the Stull guidelines for teacher evaluations and include: maintenance of a suitable learning environment, attainment of standards of expected student progress, working staff relationships, professional qualities, instructional techniques and strategies, adherence to curricular objectives, and other duties relevant to the position.

As part of the growth process, opportunities for training and staff development are provided at both the District and individual school sites to administrators, teachers, and classified staff. The District offers two staff development buy-back days annually where staff members are offered professional growth opportunities in curriculum, teaching strategies, and methodologies. Staff development topics are developed through needs identified by the adoption of new programs and results of student assessment. Staff members are encouraged to attend conferences and workshops offered through professional organizations such as the University of California Irvine campus, the Orange County Department of Education, and the West Orange County Professional Development Center. District technology trainers and an Orange County consultant offer supplemental training in technology.

In the 2004-05 school year, the District focus for staff training was on continuing to provide a balanced language arts, math, and science program, while piloting grade level assessments to support the standards-based report card; and refining and strengthening current instructional intervention strategies for at-risk, special needs, English learners, and GATE students. Consultants from DataWorks Educational Research and Orange County Department of Education continued to work with staff to implement curriculum calibration in the classroom. In addition, staff expanded upon the expertise and resources provided by education consultant Clay Roberts on building strong student developmental assets leading to a positive educational experience.

New teachers and teachers not yet fully credentialed are supported by peer coaching and extensive staff development through the Beginning Teacher Support and Assessment (BTSA) program and the Peer Assistance and Review (PAR) program. Both programs utilize the District's most effective veteran and knowledgeable teachers who assist with staff development and participate in such exercises as classroom visits, one-on-one meetings, and student work reviews.

Substitute Teachers

Ocean View School District employs more than 230 qualified substitute teachers, including part-time teachers, retired teachers, and aspiring full-time teachers. About 35-40 percent of District substitutes are fully credentialed; all have a minimum of a bachelor's degree, have passed the California Basic Education Skills Test, and have a 30-day substitute permit. On the rare occasion when a substitute is not available, students receive instruction from a certificated teacher or school administrator.

Contact Information

Parents who wish to volunteer or participate in Lake View Elementary School's leadership teams, school committees, and school activities may call the school's office at (714) 842-2589.

School Facilities & Safety

Lake View Elementary School provides a safe, clean environment for students, staff, and volunteers. Campus grounds encompass approximately 13.7 acres. Facilities include 22 permanent classrooms, two portable classrooms, multi-purpose room, main office, principal's office, lounge, library, food services storage, food services office, lunch area, atrium, and child care room.

Recent renovations and modernizations at Lake View Elementary School include re-carpeting of four classrooms and a new storage shed for adaptive PE equipment (donated by the Elks Club).

Safety

Lake View Elementary School is a closed campus. Signs posted throughout campus entry points direct visitors to check in with the front office. All visitors are required to register and to wear visitor badges during their stay. While we welcome visits by parents and community members, anyone wishing to be on campus during school hours should notify staff ahead of time. During lunch, breaks, and before and after school, noon duty aides, the principal, and teachers supervise students and monitor the campus.

The comprehensive Safe School Plan was developed by the District to comply with Senate Bill 187 (SB 187) of 1997. The plan provides students and staff a means of ensuring a safe and orderly learning environment. Each school includes the following requirements of SB 187 within their safe school plans: current status of school crime; child abuse reporting procedures; disaster procedures; policies related to suspension and expulsion; notification to teachers; sexual harassment policy; provision of a schoolwide dress code; safe ingress and egress of pupils, parents, and school employees to and from school; safe and orderly school environment; and school rules and procedures. The school evaluates the plan annually and updates it as needed. The plan was last updated in September 2005. Safety procedures, including elements of the Safe School Plan, are reviewed with school staff at the beginning of each school year.

Maintenance and Repair

Safety concerns are the number one priority of Maintenance and Operations. District maintenance supervisors are proactive and conduct inspections at school sites on a continual basis. Repairs necessary to keep the school in good repair and working order are completed in a timely manner. A work order process is used to ensure efficient service and that emergency repairs are given the highest priority. The District maintenance staff has indicated that 100% of all toilets on school grounds are in working order. The following chart illustrates the results of the most current facilities inspection.

School Facility Conditions			
Date of Last Inspection: September 2005			
Interim Evaluation Instrument Part	Facility in Good Repair		Deficiency & Remedial Actions Taken or Planned
	Yes	No	
Gas Leaks	X		
Mechanical Systems	X		
Windows/Doors/Gates (interior/exterior)	X		
Interior Surfaces (walls, floors, & ceilings)	X		
Hazardous Materials (interior/exterior)	X		
Structural Damage	X		
Fire Safety	X		
Electrical (interior/exterior)	X		
Pest/Vermin Infestation	X		
Drinking Fountains (inside/outside)	X		
Restrooms	X		
Sewer	X		
Playground/School Grounds	X		
Other	X		

Cleaning Process and Schedule

The District governing board has adopted cleaning standards for all schools in the district. A summary of these standards is available at the school office or at the District office. The site administration team works daily with the custodial staff of three (one full-time and two part-time) to develop cleaning schedules to ensure a clean and safe school.

Deferred Maintenance Budget

The District participates in the State School Deferred Maintenance Program, which provides State matching funds on a dollar-for-dollar basis, to assist school districts with expenditures for major repair or replacement of existing school building components. Typically, this includes roofing, plumbing, heating, air conditioning, electrical systems, interior or exterior painting, and floor systems. For the 2004-05 school year, the District budgeted \$704,300 for the deferred maintenance program. This represents 1.01% of the District's general fund budget.

Deferred Maintenance Projects

For the 2004-05 school year, the District's governing board approved deferred maintenance projects for this school that will result in new painting and coat racks. The District's complete deferred maintenance plan is available at the District office.

Community Involvement

Parents and the community are very supportive of the educational program at Lake View Elementary School. The PTO has made generous contributions of time and money to numerous programs and activities. We are grateful for the many hours contributed by our parent volunteers. The PTO purchased smartboards and new playground equipment for the school.

Parents are encouraged to be involved in their child's education through volunteering in the classroom, participating on organized committees, and attending schoolwide events such as Parent Education Night, Back-to-School Night, Open House, fundraiser assemblies, NASA Explorer events, community events, and award ceremonies. Parents are kept informed of school activities through newsletters, flyers, the school's website, the phone committee, and the school marquee.

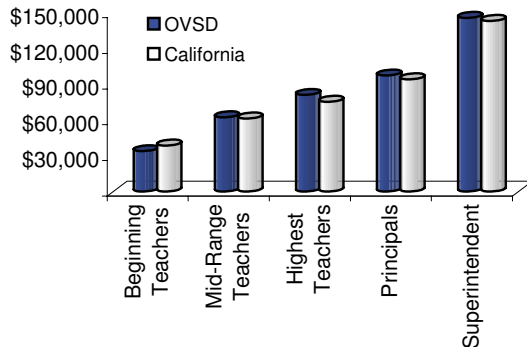
School programs are further enriched by strong community partnerships with local businesses and organizations. We forged a partnership with Time Warner to provide state-of-the-art equipment to the school. Each fourth and fifth grade classroom has a 36-inch flat-screen TV. Time Warner also brought in thousands of dollars in cable equipment to enable teachers and students to access instructional information from cable networks.

Huntington Beach Elks Club has adopted the Special Education Program, purchasing equipment for adaptive PE.

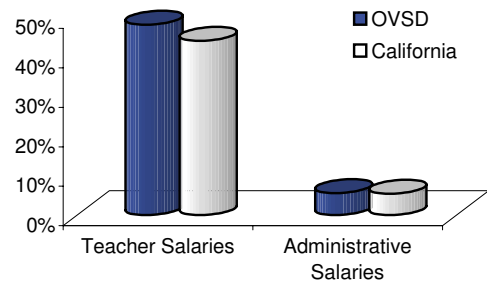
Salary & Budget Comparison

State law requires comparative salary and budget information to be reported to the general public. At the time this report was published, the most recent salary comparison data from the State of California was for the 2003-04 school year. For comparison purposes, the State Department of Education has provided average salary data from elementary school districts having over 5,000 average daily attendance throughout the state.

**Average Salary Information
Teachers-Principals-Superintendent**



**Teacher & Administrative Salaries
as a Percentage of Total Budget**



Expenditures & Services Funded

At the time this report was published, the most recent financial and salary comparison data from the State of California was for the 2003-04 school year. Ocean View School District spent an average of \$6,652 to educate each student.

Ocean View School District receives federal and state categorical funding for special programs. For the 2003-04 school year, the District received approximately \$1,394 per student in federal and state aid for categorical, special education, and other support programs including:

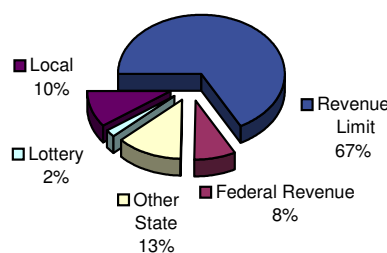
- Class Size Reduction
- Drug/Alcohol/Tobacco Education Funds
- Economic Impact Aid
- Educational Technology Assistance
- Federal, ECIA/ESEA/IASA
- Gifted and Talented Education (GATE)
- Home-to-School Transportation
- Instructional Materials
- Peer Assistance and Review
- School Improvement Program
- Special Education Transportation
- Federal, Special Education, Discretionary Grants
- Federal, Special Education Entitlement per UDC

**Current Expense of Education Per Student*
2003-04**

OVSD	Statewide Average	
	All Elementary School Districts	All Districts
\$6,652	\$6,643	\$6,919

*Ed-Data and California Department of Education, School Fiscal Services Division - J-200 Reports.

**District Revenue
2003-04**



**District Expenditures
2003-04**

