

OCEAN VIEW SCHOOL DISTRICT

Marine View Middle School


5682 Tilburg Drive, Huntington Beach, CA 92649
Phone: (714) 846-0624 FAX: (714) 846-846-2074

Elizabeth Williams, Principal



A National NCLB Blue Ribbon School
A California Distinguished School

2002-2003 School Accountability Report Card



Ocean View School District

17200 Pinehurst Lane
Huntington Beach, CA 92647
(714) 847-2551
(714) 847-1430 FAX
www.ovsd.org

Board of Trustees

Barbara Boskovich
Carolee Focht
Sharon Holland
Pam Ogdon
Tracy Pellman

District Administration

James R. Tarwater, Ed.D.
Superintendent

Karen Colby
Assistant Superintendent,
Curriculum and Instruction

Michael A. Luker
Assistant Superintendent,
Human Resources

Mary Lou Beckmann
Chief Financial Officer

Carolyn Stocker
Chief Operations and Facilities Officer

Voter approval of Proposition 98 in November of 1988 requires that each school publish an annual School Accountability Report Card (SARC) to explain school programs, their costs, and effectiveness. In addition, Federal No Child Left Behind legislation requires an annual report of progress in meeting State and National objectives. This annual report is based on the best data available at the time of publication.

Principal's Message

As Principal, I take great pride in the achievements of Marine View Middle School, a nationally recognized Blue Ribbon School Excellence. The Annual School Accountability Report Card holds within its pages the basis for such pride. Our purpose in sharing the data contained within these pages is to help you learn more about our school.

This School Accountability Report Card is presented in accordance with Proposition 98 and federal No Child Left Behind legislation, which is a requirement of every school in California. At Marine View, we are proud to highlight the accomplishments of the prior school year as well as to identify goals for the future.

Marine View Middle School holds the ideal that education is the responsibility of school, students, and parents to produce high-caliber, contributing members of society. We consider the education of our students the result of a group effort. We celebrate the partnerships that exist between students, parents, community members, and staff -- T.E.A.M. Marine, Together, Everyone Achieves More. Thank you for assisting Marine View in maintaining a high level of educational excellence that we will continue to strive for in this and future years.

-- Elizabeth Williams, Principal

Marine View Middle School Goals

- Provide the highest quality educational programs which will enable all students the opportunity to realize their full intellectual, physical, creative, emotional and social potential;
- Promote consistent and quality employee performance to maximize professional growth and accountability;
- Strengthen the educational partnership between schools, students, families and community; and
- Ensure the use of appropriate technologies to enhance and extend the delivery of curricula and prepare students for processing information in the future.



Guiding Principles

- Each student is unique and has varied gifts and abilities that the school must help him/her to develop to the fullest extent possible.
- Educational excellence and equity must be ensured for each student.
- Each staff member must play a significant role in the school's total guidance program.
- The dignity of each person and respect for each person must be preserved.
- Continuous school improvement must emphasize literacy skills, academic rigor, and exploratory study in the academics and fine arts.
- Curriculum must be flexible and adaptable to fit the diverse needs of middle school students.
- The educational program should be the shared responsibility of the school, the home, and the student.

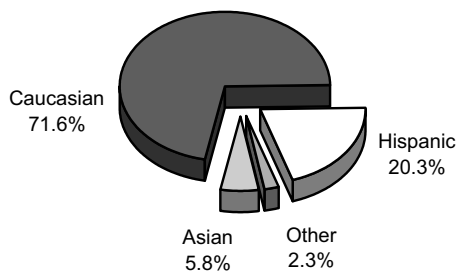
District & School Profile

Located in western Orange County, minutes from the scenic California coastline, the Ocean View School District educates over 10,000 pre-kindergarten through eighth grade students in the northern

half of Huntington Beach and portions of Westminster, Fountain Valley, and Midway City. Founded in 1874, the District is proud of its long tradition of academic excellence. There are currently eleven elementary schools and four middle schools in the District. Students from Ocean View School District attend high schools within the Huntington Beach Union High School District. Award winning schools, a rigorous and supportive educational program, strong community partnerships, and high levels of parental involvement are hallmarks of the Ocean View School District. Ocean View School District is dedicated to educational excellence and the continuous academic growth of all students, supporting its motto: "Charting the Course -- Success for All."

Marine View Middle School, a California Distinguished School and a National NCLB Blue Ribbon School, serves over 850 students on a traditional school calendar year. Marine View Middle School provides a high quality, standards-based educational program to all students in a safe, nurturing environment with a particular focus on meeting the unique needs of the middle school student.

% of School Enrollment by Ethnic Group



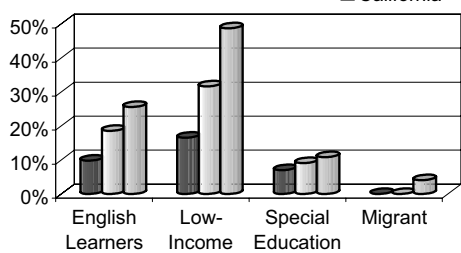
Other includes: African American, American Indian, Filipino, Pacific Islander and Multiple/No Response.

In addition to receiving recognition at the state and national level for our exemplary educational program, Marine View Middle School's students and staff have received local and regional recognition for their outstanding achievements. Four of Marine View's teachers have been named Teacher of the Year. Marine View's award-winning Conflict Manager Program has been recognized by the Orange County Office of Education as a model program. Marine View's comprehensive music program includes vocal music, instrumental music, and performing arts. Marine View's Jazz Ensemble performs annually at Disneyland, and our Show Choir performed at the Orange County Performing Arts Center. We are very proud of the achievements of our students and staff.

No Child Left Behind

No Child Left Behind (NCLB) requires evaluation of student performance schoolwide, districtwide, and by specific subgroups within the student population. A profile of our school and District's enrollment, as defined by these subgroups, is provided to assist in interpreting information presented in this report card. The enrollment of significant ethnic subgroups is located in the *District & School Profile* section of this report.

% of Student Enrollment by Program*



*Source: STAR testing enrollment.

School Leadership

Leadership at Marine View Middle School is a responsibility shared between District administration, the principal, instructional staff, students, and parents. Principal Elizabeth Williams has led the school for eight years, sharing a strong vision and setting high standards for staff, students, and parents to ensure all students have the opportunity to achieve their full potential. Assisting the principal is the Principal's Advisory Council, comprised of the assistant principal, subject area representatives, and team leaders. This team meets twice a month to monitor the school's curriculum and student achievement and address other school concerns. The team members act as communication liaisons whereby they bring ideas and issues from their colleagues to be discussed in an open forum.

Staff members, students, and parents participate on various committees that make decisions regarding the priorities and direction of the Marine View educational plan and to ensure instructional programs are consistent with students' needs and comply with District goals. Our school's committees and organizations include: School Site Council (SSC), English Learners Advisory Committee (ELAC), and the Parent Teacher Student Association (PTSA). At the District level, parents participate on the Parent Advisory Council (PAC), District ELAC, District Community Budget Advisory Committee, and the Gifted and Talented Education Parent Advisory Council. Every May the School Site Council hosts a program evaluation evening to gain feedback from parents on site programs. Parents are invited to participate in discussions with our staff, administration, and community regarding the school's curriculum, safety, behavior standards, electives, and programs.

Community Involvement

Parents and the community are very supportive of the educational program at Marine View Middle School. Our PTSA has made generous contributions of time and money to numerous programs and activities. We are grateful for the many hours contributed by our parent volunteers.

Parents are encouraged to be involved in their child's education through volunteering in the classroom, participating on organized committees, and attending schoolwide events such as community dinners, Spring Fling, student performances and athletic events, and parent information evenings. Parents are kept informed of school activities through the annual calendar in the Student Handbook, regular Principal's Newsletters, and the school's website.

Contact Information

Parents who wish to volunteer or participate in Marine View Middle School's leadership teams, school committees, and school activities may call the school's office at (714) 846-0624.

Discipline & Climate for Learning

Marine View Middle School maintains high standards for student behavior. Students are guided by specific rules and classroom expectations that promote respect, cooperation, courtesy, and acceptance of others. Behavioral expectations are clearly explained and consistently enforced. Parents and students are informed of discipline policies through the Student Handbook, trimester assemblies, Principal's Newsletters, and morning announcements.

Marine View staff has implemented various programs to promote a positive and safe learning environment. Through Project Wisdom and Asset Building, students participate in regular activities that teach them how to make healthy choices. Our award-winning Conflict Manager program trains a group of sixth, seventh, and eighth grade students to help their peers resolve conflicts in a constructive, non-violent manner. Tolerance Education Activities

throughout the year include field trips to the Museum of Tolerance and Violence Prevention Week activities in January. Through these programs we have experienced a safe and peaceful campus.

We celebrate the achievements of our students through daily positive reinforcement and regular awards assemblies. Students are recognized in the areas of academics, attendance, athletics, fine arts, citizenship, leadership, community service, and improvement.

To build self-esteem and promote achievement, we encourage students to participate in the school's enrichment and extracurricular activities. The following activities are offered at Marine View Middle School:

- Boys & Girls Basketball
- Boys & Girls Cross Country
- Boys & Girls Volleyball
- Boys & Girls Track & Field
- Community Service
- Conflict Managers
- Homework Club
- Student Government
- Intramural Lunch-time Sports
- Student Newspaper
- Vocal & Instrumental Music
- Yearbook

Marine View Middle School has not expelled any students during the past three years; expulsions occur only when required by law or when all other alternatives are exhausted.

Suspensions and Expulsions						
	Marine View			OVSD		
	01	02	03	01	02	03
Suspensions (#)	69	56	66	454	412	444
Suspensions (%)	8.8	7.1	7.7	4.6	4.1	4.4
Expulsions (#)	0	0	0	2	2	2
Expulsions (%)	0.0	0.0	0.0	0.0	0.0	0.0

Instructional Programs

All curriculum and instruction in the Ocean View School District is aligned to the California Academic Content Standards approved by the State Board of Education. Every child receives a comprehensive standards-aligned core program in English/language arts, mathematics, history/social science, science, physical education, and fine arts. It is our goal to ensure that all students are provided the support they need in order to experience academic success. We structure the educational program so that all students receive instruction appropriate to their learning level. To ensure the success of every student, teachers use a variety of instructional techniques and supplemental instructional materials and programs.

Using standards-based adopted textbooks and materials, teachers are able to adapt classroom instruction to meet students' unique learning styles. When further assistance is needed for students to achieve grade level standards, several strategies are in place including a Literacy Class and/or Math Lab.

Ocean View School District offers the Gifted and Talented Education (GATE) program to students in grades four through eight who have been recognized as capable of attaining high levels of achievement by their teachers and identified through testing programs. At Marine View Middle School, students may take GATE/Honors classes at all grade levels.

For students whose primary language is not English and who have limited English proficiency, Ocean View School District offers programs to help them acquire English as quickly as possible and prepare them to meet the state's academic content standards. Students are identified as English Learners through the California English Language Development Test (CELDT). At Marine View Middle School, students learning English may participate in two levels of English Language Development classes depending on their level of language acquisition.

Marine View Middle School provides instruction to all students in the least restrictive environment. Students with disabilities are accommodated with a variety of options. A team consisting of the parent, school administrator, general education teacher, psychologist, and special education teacher, develops an Individual Education Plan (IEP). The IEP defines the individualized instruction a child will receive which may include services from a Speech and Language Specialist, Occupational Therapist, Resource Specialist, Adaptive Physical Education Specialist, or placement in a Special Day Class. Marine View Middle School offers a Resource Specialist Program, a Special Day Class, a class for the severely handicapped, and speech/language therapy for all grade levels.

Training & Curriculum Improvement

The writing and implementation of Ocean View School District's curriculum is an ongoing process, designed to address continual instructional improvement and the implementation of state standards and associated adopted instructional materials. Under the leadership of the Assistant Superintendent of Curriculum and Instruction, the Instructional Advisory Council establishes the District's long-range objectives and vision as well as oversees eight subject area curriculum committees. Curriculum committee members, comprised of teacher representatives and parents, analyze testing data to determine students' progress in learning the standards, assess the effectiveness of District programs in meeting students' learning needs, evaluate and recommend new programs for implementation, articulate curriculum among grade levels, and develop District assessments.

As part of the growth process, opportunities for training and staff development are provided at both the District and individual school sites to administrators, teachers, and classified staff. The District offers two staff development "buy-back" days annually where staff members are offered professional growth opportunities in curriculum, teaching strategies, and methodologies. Staff development topics are developed through needs identified by the adoption of new programs and results of student assessment. Staff members are encouraged to attend conferences and workshops offered through professional organizations such as the University of California Irvine campus, the Orange County Department of Education, and the West Orange County Professional Development Center. Technology training is available through the New Horizons center in addition to District technology trainers.

In the 2002-03 school year the District focus for staff training was on curriculum calibration and implementing new standards-based instructional materials in language arts (grades K-8) and mathematics (grades 6-8). Expert consultants from the Orange County Department of Education and DataWorks Educational Research met with teachers to align curriculum with state standards and to develop teaching pacing guides. Marine View Middle School provided additional staff planning and professional development opportunities throughout the school year. Our staff analyzed student assessment data to determine areas of strength and areas needing improvement. This resulted in a staff focus on writing and instruction in advanced math.

New teachers and teachers not yet fully credentialed are supported by peer coaching and extensive staff development through the Beginning Teacher Support and Assessment (BTSA) program and the Peer Assistance and Review (PAR) program. Both programs utilize the District's most effective veteran and knowledgeable teachers who assist with staff development and participate in such exercises as classroom visits, one-on-one meetings, and student work reviews.

Measures of Student Achievement

To obtain accurate and valid measures of educational progress, Ocean View School District offers students multiple opportunities to demonstrate mastery of state and District grade-level standards. Multiple measures of assessment monitor the progress of students and measure the effectiveness of the instructional program and include District assessments, state standardized tests, classroom observation, and report card grades.

In the Ocean View School District, students take a battery of District assessments four times a year -- at the start of the school year and at the end of each trimester. Assessments measure student ability in reading, writing, and math. Results are compiled into an individual Student Assessment Profile/Rubric for each child. Teachers use this information to modify instruction according to a child's needs, recommend interventions to increase the level of achievement, and monitor possible retention candidates.

In addition to District-established performance objectives, the state and federal governments have set standards for student achievement. A school's progress in meeting or exceeding those standards is measured through the results of testing and other criteria. The following sections provide an overview of tests and associated data showing the progress of students at Marine View Middle School and the Ocean View School District, and a comparison of that progress to students throughout the state.

Adequate Yearly Progress (AYP)

The federal No Child Left Behind (NCLB) Act requires that all students perform at or above the proficient level on their state's standards-based assessment by 2014. To reach that goal, districts and schools must achieve Adequate Yearly Progress (AYP) by steadily increasing the percentage of students who achieve state standards of academic proficiency from year to year. Schools and districts must meet progressive Annual Measurable Objectives (AMOs) each year in order to meet the objective of a 100% at-or-above proficiency rate by the year 2014. Beginning with spring 2003 test results, elementary and middle schools must achieve a 13.6% at-or-above proficiency rate in English/language arts and 16.0% for mathematics on the California Standards Tests (CST). Additional AMOs contributing to whether or not an elementary or middle school demonstrates AYP include: a 95% or above participation rate on the CST (grades 2-8) and an Academic Performance Index (API) of 560 or one point of API growth each year. Schools meeting AYP for three consecutive years may be eligible to apply for the Title I Achieving School Award.

Marine View Middle School did not meet all participation rate requirements for Adequate Yearly Progress in 2003. Ocean View School District met all AYP requirements in 2003.

Beginning with the 2003 AYP reporting cycle, schools receiving Title I revenue that fail to make AYP in the same AMO area (i.e. mathematics) for two consecutive years will be identified for Program Improvement. Marine View Middle School does not receive Title I funding and is not subject to Program Improvement mandates. More information about Title I and NCLB requirements can be found on the State Department of Education's website <http://www.cde.ca.gov/iasa/titleone/> and the U.S. Department of Education's website <http://www.nclb.gov>.

Federal Awards and Intervention Programs			
	01	02	03
Recognition for Achievement (Title I)	No	No	No
Identified for Program Improvement	No	No	No
Exited Title I Program Improvement	<i>Not applicable</i>		
Number of Years in Program Improvement	<i>Not applicable</i>		
Schools in the District Identified for Program Improvement			
Number of Schools	0	0	0
Percent of Schools	0%	0%	0%

Adequate Yearly Progress 2003									
California Standards Test (CST)									
	English/Language Arts				Mathematics				
	Marine View		OVSD		Marine View		OVSD		
	Participation Rate	% Prof. & Adv.	Participation Rate	% Prof. & Adv.	Participation Rate	% Prof. & Adv.	Participation Rate	% Prof. & Adv.	
Target	95%	13.6%	95%	13.6%	95%	16.0%	95%	16.0%	
	Met %	Met %	Met %	Met %	Met %	Met %	Met %	Met %	
All Students	Yes 98.4	Yes 59.0	Yes 99.4	Yes 49.7	Yes 97.8	Yes 58.9	Yes 99.1	Yes 57.1	
Subgroups*									
English Learners	No 94.7	Yes 19.1	Yes 99.5	Yes 22.6	No 94.7	Yes 24.1	Yes 99.4	Yes 35.7	
SED^	Yes 95.8	Yes 26.8	Yes 99.4	Yes 26.4	No 94.6	Yes 22.4	Yes 98.9	Yes 36.7	
Special Education			Yes 96.9	Yes 17.5			No 94.6	Yes 25.1	
African American			Yes 100.0	Yes 45.6			Yes 100.0	Yes 44.0	
Asian			Yes 99.6	Yes 64.1			Yes 99.5	Yes 77.9	
Caucasian	Yes 99.0	Yes 67.6	Yes 99.4	Yes 59.4	Yes 98.2	Yes 66.0	Yes 98.9	Yes 64.6	
Hispanic	Yes 96.5	Yes 26.2	Yes 99.4	Yes 24.1	Yes 96.5	Yes 26.8	Yes 99.2	Yes 33.5	
Academic Performance Index (API)									
	Marine View			OVSD					
	Minimum score of 560 or 1 point increase								
	Met	Score	Increase/Decrease	Met	Score	Increase/Decrease			
School or District	Yes	809	-6	Yes	790	21			

^SED = Socioeconomically Disadvantaged

*Only numerically significant subgroups are required to be reported

Standardized State Assessments

Ocean View School District participates in California's mandatory Standardized Testing and Reporting Program (STAR) which utilizes the California Achievement Test Survey (CAT/6), California Standards Tests (CST), the Spanish Assessment of Basic Education/2 (SABE/2), and the California Alternative Performance Assessment (CAPA). SABE is administered to limited English proficient Spanish-speaking students who have been enrolled in California public schools for less than 12 months. CAPA is administered to students with significant disabilities who are not able to take the CST and CAT/6. For more information on the STAR Program, please visit the STAR website at: <http://star.cde.ca.gov>.

California Standards Tests (CST)

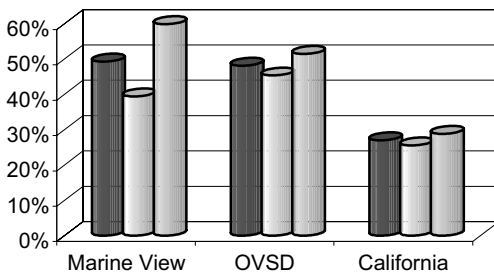
California Standards Tests assess student performance on the California Academic Content Standards adopted by the State Board of Education. Performance standards identify the level of student mastery of the content standards tested and include Advanced (exceeding standards), Proficient (meeting standards), Basic (approaching standards), Below Basic (below standards), and Far Below Basic (well below standards) levels. The state target for every student is to score at the Advanced or Proficient level. All school districts in the state of California are required to report their CST results in comparison to the state. In this report card, the percentage of students achieving Advanced and Proficient levels is reported.

Physical Fitness

In the spring of each year, Marine View Middle School is required by the state to administer a physical fitness test to all students in seventh grade. The physical fitness test is a standardized evaluation that measures each student's ability to perform fitness tasks in six major areas. Students that meet or exceed the standards in all six fitness areas are considered to be physically fit or in the 'healthy fitness zone' (HFZ).

% of Students in Healthy Fitness Zone 2002-03

- 7th Grade Total
- 7th Grade Boys
- ▨ 7th Grade Girls



California Standards Test (CST) 2001, 2002, 2003 Combined % of Students Scoring at Advanced & Proficient Levels																	
Grade Level	English/Language Arts						Mathematics										
							Grade-Level Math Standards		General Math		Algebra I						
	6		7		8		8										
Year Ending	01	02	03	01	02	03	01	02	03	02	03	02	03				
All Students																	
Marine View	54	52	60	59	61	64	53	57	51	54	55	60	58	44	38	91	87
OVSD	45	43	49	49	50	52	50	47	48	48	49	54	57	45	50	90	90
California	31	30	36	32	33	36	32	32	31	32	34	30	30	20	24	39	39
Male																	
Marine View	52	44	54	53	56	59	48	48	47	54	52	63	54	45	46	90	86
OVSD	42	41	44	45	46	49	44	42	41	51	47	54	56	49	52	89	87
California	28	28	29	28	30	31	29	28	30	33	35	29	29	20	24	39	39
Female																	
Marine View	55	58	66	66	64	71	57	66	53	55	59	57	64	43	32	91	89
OVSD	49	46	53	55	56	57	55	53	55	46	51	54	59	41	49	92	90
California	33	32	38	35	37	40	36	37	35	32	34	29	30	20	24	38	39
English Learners (EL)																	
Marine View	10	11	2	5	8	5	3	5	0	22	5	17	16	5	15		
OVSD	4	5	6	7	6	7	3	7	8	16	13	16	15	22	25		
California	4	4	6	3	5	5	3	3	4	11	11	9	8	7	10	14	16
Non EL																	
Marine View	58	54	69	65	66	69	59	62	55	57	63	64	62	50	42	91	87
OVSD	50	48	56	55	56	58	55	52	52	53	55	58	63	49	55	90	90
California	39	38	45	38	41	44	38	39	38	39	42	35	36	24	29	42	42
SED^																	
Marine View	39	33	21	21	29	41	13	18	21	37	16	31	27	33	17		
OVSD	26	24	22	25	24	32	22	25	26	29	24	36	38	33	38	100	93
California	14	14	19	14	16	19	14	14	15	19	19	16	16	12	14	20	22
Non SED																	
Marine View	56	53	71	68	64	69	61	63	55	56	67	63	64	47	43	90	88
OVSD	51	50	59	57	57	59	57	53	53	55	59	58	63	49	54	90	90
California	48	47	54	45	48	51	45	46	43	48	50	41	43	29	33	48	47
Special Education																	
Marine View		14	11		0	17		16	5	21	11	8	35	16	6		
OVSD	5	15	7	17	10	10	11	11	5	18	6	8	20	14	11		
California	7	8	10	5	6	7	5	5	5	9	9	6	6	6	7	17	17
African American																	
Marine View																	
OVSD		50		44		34		39			37		44				
California		22		20		17		17			12		12				17
Asian																	
Marine View		65		62		56		76			54						100
OVSD		64		68		57		69			81		71				95
California		55		55		49		63			60		45				67
Caucasian																	
Marine View		74		71		55		67			64		43				88
OVSD		58		60		55		58			62		56				90
California		56		54		47		52			44		38				49
Filipino																	
Marine View																	
OVSD		46		59		45		38			82						
California		48		47		41		47			42		35				42
Hispanic																	
Marine View		19		29		35		17			34		17				73
OVSD		20		26		24		22			31		30				76
California		19		20		15		19			16		14				20

[^]SED - Socioeconomically Disadvantaged

Due to the moderate number of students tested scores are not disclosed.

2001 & 2002 testing data unavailable from the California Department of Education.

California Achievement Test Survey (CAT/6)

The CAT/6 is a norm referenced survey test that assesses student ability in the areas of reading/language arts, spelling, and mathematics. CAT/6 scores compare students' results with scores in the same grade from a national sample. Percentile rankings range from 1 to 99, with 50 being average. **Please Note: Prior to 2003, the STAR included the SAT-9 norm referenced test, which has been replaced by CAT/6. These are two different exams, developed five years apart; results from CAT/6 should not be directly compared to those from the SAT-9.**

CAT/6 Norm Referenced Test 2003 % At or Above 50th Percentile								
	Reading			Math				
	6	7	8	6	7	8		
All Students								
Marine View	66	65	61	70	72	70		
OVSD	59	62	58	68	71	73		
California	52	45	41	51	46	48		
Subgroups								
Male	60	57	61	66	67	73		
Female	72	73	61	74	77	67		
English Learners (EL)	11	11	10	19	32	32		
Non EL	75	69	66	78	75	73		
SED [^]	27	34	36	29	54	41		
Non SED	78	70	65	82	75	73		
Asian	82	69	72	88	69	89		
Caucasian	79	72	67	83	77	74		
Hispanic	27	29	40	32	49	51		

[^]SED - Socioeconomically Disadvantaged
Due to the moderate number of students tested scores are not disclosed.

SAT-9 Norm Referenced Test 2001 & 2002 % At or Above 50th Percentile												
	Reading						Math					
	6		7		8		6	7	8			
	01	02	01	02	01	02	01	02	01	02		
All Students												
Marine View	74	72	76	77	73	76	80	86	82	83	70	79
OVSD	67	65	68	67	70	69	79	81	82	80	76	78
California	47	48	48	48	50	49	57	60	50	52	49	50
Subgroups*												
Male	75	64	73	78	73	69	90	84	79	89	68	77
Female	73	80	80	76	73	83	73	89	84	77	71	81
English Learners (EL)	5	22	5	14	4	11	29	56	32	50	18	11
Non EL	80	76	83	83	81	81	86	89	87	86	76	84
SED [^]	44	48	33	32	22	31	57	67	53	54	35	47
Non SED	79	75	86	83	83	82	85	89	88	86	77	83

*Ethnicity and Migrant data unavailable from the California Department of Education.
[^]SED - Socioeconomically Disadvantaged

Academic Performance Index (API)

The Academic Performance Index (API) is one of three components of the Public Schools Accountability Act (PSAA) passed in 1999. The API measures school performance, sets academic growth targets, and monitors growth over time based on state testing results. The statewide API performance target is 800. A school's Base API score summarizes a school's performance on STAR testing for that year. A Growth Target is established annually by taking five percent of the difference between the Base score and the statewide target. A school's Growth score is calculated in the same manner as the Base score, but uses the following year's state testing results. The comparison between Base and Growth scores summarizes a school's progress over time.

The Immediate Intervention/Underperforming Schools Program (II/USP) and Governor's Performance Award Program (currently unfunded) are the two remaining components of the PSAA. API results determine a school's eligibility for each program. II/USP-eligible schools may apply for funding to provide the necessary resources to improve student performance. The Governor's Performance Award acknowledges those schools that demonstrate significant improvement based on several specific measures. Marine View Middle School was eligible for the Governor's Performance Award in 2001.

API School Results								
	Base				Growth			
	2000	2001	2002		00-01	01-02	02-03	
All Students								
Percent Tested	98	100	98	Percent Tested	100	100	99	
API Score	805	812	815	API Growth Score	826	825	809	
Growth Target	*	*	*	Actual Growth	21	13	-6	
Statewide Rank	9	9	10					
Similar Schools Rank	9	10	9					
Subgroups								
Socioeconomically Disadvantaged								
Base API Score	584	625	660	API Growth Score	626	654	663	
Growth Target	1	1	1	Actual Growth	42	29	3	
Caucasian								
Base API Score	858	855	842	API Growth Score	870	855	844	
Growth Target	*	*	*	Actual Growth	12	0	2	
Hispanic								
Base API Score	595	618	658	API Growth Score	619	667	672	
Growth Target	1	1	1	Actual Growth	24	49	14	

***Schools with scores 800 and above are expected to maintain that level of achievement.**
Only numerically significant subgroups for each reporting period are required to be presented in this report card. Numerically significant subgroups are comprised of (1) at least 100 students with valid test scores or (2) at least 15% of the school population tested and contains at least 30 students with valid scores.

California Awards and Intervention Programs			
	01	02	03
Eligible for Governor's Performance Award	Yes	No	No
Eligible for II/USP	No	*	*
Applied for II/USP \$	No	*	*
Received II/USP \$	No	*	*

**II/USP not funded in 2002 and 2003*

Textbooks & Instructional Materials

Ocean View School District sets a high priority upon ensuring that sufficient and current textbooks and materials are available to support each school's instructional program, and provides students with their own textbooks. All textbooks and instructional materials used within the District are aligned with the California Academic Content Standards and Frameworks and have been selected from the state's most recent list of standards-based materials. The District follows the State Board of Education's six-year adoption cycle for core content materials.

Textbooks*			
Subject/ Adoption Year	Publisher and Series		Grade Levels
Language Arts			
June 2002	Holt, Rinehart and Winston: <i>Literature and Language Arts</i>		6th-8th
Mathematics			
June 2002	McDougal Littell: <i>Concepts and Skills Course 1, 2, Algebra I</i>		6th-8th
Science			
May 2001	Holt, Rinehart and Winston: <i>Holt Science and Technology - Earth, Life, and Physical</i>		6th-8th
History/Social Science			
June 2000	McGraw-Hill: <i>Adventures in Time and Place</i>		K-6th
June 2000	Houghton Mifflin: <i>Houghton Mifflin Social Studies - Across the Centuries</i>		7th
June 2000	Glencoe, McGraw-Hill: <i>The American Journey - Building a Nation</i>		8th

*Only core textbooks are required to be reported. A list of textbooks used for interventions, GATE, music, and Spanish may be obtained from the District office.

The District is committed to providing state-of-the-art technology to all students. Teachers integrate technology into classroom curriculum, following the OVSD Student Technology Standards which are aligned to the National Educational Technology Standards. At Marine View Middle School, students may take an Introduction to Technology exploratory class where they learn about digital imaging, web page design, and video production/editing. Teachers use standards-aligned software such as A+, CornerStone Language, and Microsoft Office to extend and enhance student learning. Additional technology tools available to teachers to support classroom instruction include LCD projectors, TV/VCR carts, SMART Boards, and wireless laptop computers.

Teacher Assignment

We take great pride in our caring and dedicated teachers. For the 2002-03 school year, Marine View Middle School had 33 fully credentialed teachers in accordance with State of California guidelines. During the 2002-03 school year, certificated staff consisted of 38 employees: 7.9 percent with 30+ additional units beyond their bachelor's degree and 73.6 percent holding advanced graduate degrees, such as a master's or doctoral degree.

	Teacher Credential Status		
	01	02	03
Fully Credentialed	30	32	33
Emergency Credentials	3	1	1
Interns	0	0	0
Waivers	0	0	0
Total Teachers	33	33	34
Working Outside Subject	3	2	3
Average Years Teaching	18.3	20.0	18.9
Average Years in District	17.2	18.4	17.7

Teacher Evaluation

A constructive evaluation process is a fundamental element in a sound educational program. Non-tenured teachers are evaluated annually and tenured teachers are evaluated every other year. Evaluations are performed by administrators who have been

trained and certified for competency to perform teacher evaluations. Evaluation criteria are modeled after the Stull guidelines for teacher evaluations and include: maintenance of a suitable learning environment, attainment of standards of expected student progress, working staff relationships, professional qualities, instructional techniques and strategies, adherence to curricular objectives, and other duties relevant to the position.

Substitute Teachers

Ocean View School District employs more than 230 qualified substitute teachers, including part-time teachers, retired teachers, and aspiring full-time teachers. Many District substitutes are fully credentialed; all have a minimum of a bachelor's degree and have passed the California Basic Education Skills Test. On the rare occasion when a substitute is not available, students receive instruction from a certificated teacher or a school administrator teaches the class.

Student Support Services

We make every effort to meet the academic, emotional, and physical needs of our students. The school and District employ qualified personnel to provide support services. An active Student Study Team (SST) meets frequently to address issues that affect the ability of a student to perform at his or her best in school. Using a collaborative approach, members of the SST evaluate and recommend various intervention strategies and services to meet the unique needs of the referred student. For students at-risk of retention, a Monitor and Assistance Plan (MAP) is created in collaboration with the parent, student, and teacher. The plan outlines intervention strategies and the roles and responsibilities of each participant.

	Number	Days	Full Time Equivalent
	of Staff	Available Per Week	
Adaptive PE Specialist	1	As needed	-
Health Technician	1	5	0.6
Nurse	1	1.5	0.3
Resource Officer (HBPD)	1	As needed	-
Psychologist (Intern)	1	4	0.5
Resource Specialist	2	5	2.0
Special Day Class Teacher	2	5	2.0
Speech/Language Specialist	1	2	0.4

School Facilities & Safety

Marine View Middle School provides a safe, clean environment for students, staff, and volunteers. School facilities are well-maintained and provide adequate space for students and staff. Facilities include 27 classrooms, a library, computer lab, gymnasium/auditorium, art room, boys' and girls' locker rooms, administrative offices, and athletic courts and playing fields.

A team of custodians ensures classrooms, restrooms, and campus grounds are cleaned daily. The District's maintenance and operations department continually monitors all school sites to ensure that classrooms and facilities are well-maintained and provide a suitable learning environment. The Board of Trustees oversees a District Master Plan to ensure our schools are safe and up-to-date.

Marine View Middle School is a closed campus. Signs posted throughout campus entry points direct visitors to check in with the front office. All visitors are required to register and to wear visitor badges during their stay. While we welcome visits by parents and community members, anyone wishing to be on campus during school hours should notify staff ahead of time. During lunch, breaks, and before and after school, noon duty supervisors, the principal, and teachers supervise students and monitor the campus.

The comprehensive Safe School Plan was developed by the District to comply with Senate Bill 187 (SB 187) of 1997. The plan provides students and staff a means of ensuring a safe and orderly learning environment. Each school includes the following requirements of SB 187 within their safe school plans: current status of school crime; child abuse reporting procedures; disaster procedures; policies related to suspension and expulsion; notification to teachers; sexual harassment policy; provision of a schoolwide dress code; safe ingress and egress of pupils, parents, and school employees to and from school; safe and orderly school environment; and school rules and procedures. The school evaluates the plan annually and updates it as needed. The plan was last updated in October 2003. Safety procedures, including elements of the Safe School Plan, were reviewed with school staff at the November 2003 staff meeting.

School Attendance

Regular attendance at Marine View Middle School is a necessary part of the learning process and is critical to academic success. For each day a student is absent, \$25 is taken from the District's budget. Attendance, tardy, and truancy policies are clearly stated and consistently enforced. Our teachers and staff proactively address attendance issues before they develop into further problems. In addition, students may be referred to the School Attendance and Review Board (SARB) for further intervention. The actual attendance rate for Marine View Middle School in the 2002-03 school year was 95.10 percent.

Class Size

Small class sizes allow us to focus more attention on the individual needs of each student. The average class size for Marine View Middle School in 2002-03 was 29 students.

Teaching Load Distribution												
	Average Class Size			Classrooms containing:								
				1-22 Students			23-32 Students			33+ Students		
	01	02	03	01	02	03	01	02	03	01	02	03
English	26	24	28	12	18	8	26	22	26	2	4	6
Math	30	27	28	5	7	7	16	19	22	16	10	10
Science	29	29	32	1	2	1	12	7	7	4	8	8
Social Science	26	27	29	5	5	1	14	9	11	1	4	3

Instructional Time

All instructional minutes offered at Marine View Middle School exceed state requirements. State law requires that students in grades 6-8 receive 54,000 annual minutes of instructional time; Marine View Middle School offered 58,410 minutes in 2002-03. For the 2002-03 school year, Marine View Middle School offered 180 days of instruction comprised of 169 regular days and 11 minimum days used for parent/teacher conferences and the last day of school.

Expenditures & Services Funded

At the time this report was published, the most recent financial and salary comparison data from the State of California was for the 2001-02 school year. In 2001-02, Ocean View School District spent an average of \$6,435 to educate each student (based on 2001-02 audited financial statements).

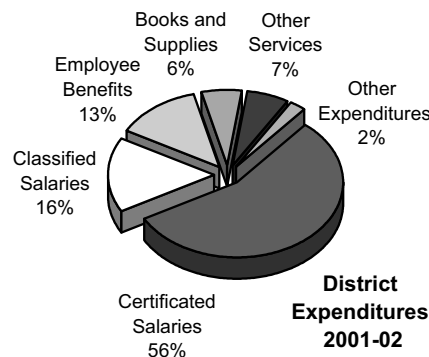
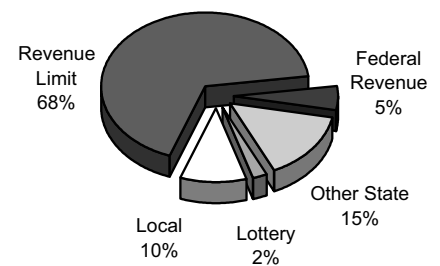
Current Expense of Education Per Student* 2001-02		
Statewide Average		
OVSD	All Elementary School Districts	All Districts
\$6,435	\$6,444	\$6,719

*Ed-Data and California Department of Education, School Fiscal Services Division - J-200 Reports.

Ocean View School District receives federal and state categorical funding for special programs. For the 2001-02 school year, the District received approximately \$1,305 per student in federal and state aid for categorical, special education, and other support programs including:

- Class Size Reduction
- Drug/Alcohol/Tobacco Education Funds
- Economic Impact Aid (EIA-LEP)
- Educational Technology Assistance
- Eisenhower Math and Science
- Gifted and Talented Education (GATE)
- Home-to-School Transportation
- Instructional Materials
- Peer Assistance and Review
- School Improvement Program
- Special Education
- Title I

**District Revenue Sources
2001-02**



Salary & Budget Comparison

State law requires comparative salary and budget information to be reported to the general public. At the time this report was published, the most recent salary comparison data from the State of California was for the 2001-02 school year. For comparison purposes, the State Department of Education has provided average salary data from elementary school districts having over 5,000 average daily attendance throughout the state.

Average Salary Information Teachers - Principals - Superintendent 2001-02		
	OVSD	State Average
Beginning Teachers	\$34,000	\$37,036
Mid-Range Teachers	\$61,868	\$60,113
Highest Teachers	\$80,480	\$74,006
Elementary Principals	\$96,563	\$92,289
Middle School Principals	\$101,295	\$92,289
Superintendent	\$144,561	\$138,150
Salaries as a Percentage of Total Budget		
Teacher Salaries	49.8%	45.7%
Administrative Salaries	5.8%	5.6%