

# OCEAN VIEW SCHOOL DISTRICT

## Lake View Elementary School


17451 Zeider Lane, Huntington Beach, CA 92647  
 Phone: (714) 842-2589 FAX: (714) 375-9269



A Title I Achieving School

Thomas Potwora, Principal

## 2002-2003 School Accountability Report Card



### Ocean View School District

17200 Pinehurst Lane  
 Huntington Beach, CA 92647  
 (714) 847-2551  
 (714) 847-1430 FAX  
[www.ovsd.org](http://www.ovsd.org)

### Board of Trustees

Barbara Boskovich  
 Carolee Focht  
 Sharon Holland  
 Pam Ogdon  
 Tracy Pellman

### District Administration

James R. Tarwater, Ed.D.  
 Superintendent

Karen Colby  
 Assistant Superintendent,  
 Curriculum and Instruction

Michael A. Luker  
 Assistant Superintendent,  
 Human Resources

Mary Lou Beckmann  
 Chief Financial Officer

Carolyn Stocker  
 Chief Operations and Facilities Officer

*Voter approval of Proposition 98 in November of 1988 requires that each school publish an annual School Accountability Report Card (SARC) to explain school programs, their costs, and effectiveness. In addition, Federal No Child Left Behind legislation requires an annual report of progress in meeting State and National objectives. This annual report is based on the best data available at the time of publication.*

### Principal's Message

Welcome to Lake View School. On behalf of the entire Lake View staff, I would like to extend a warm welcome to you and your children. The information included in the School Accountability Report Card will be helpful in understanding the "nuts and bolts" of Lake View.

Last year, Lake View School was recognized by the California Department of Education as being a High Achieving School. When we went through the review process, it was noted how well the communication of expectations was between the student, school, and home. It was also their opinion that when one looks past the "nuts and bolts" of Lake View, there is a true sense of caring and commitment for each Lake View student. We are proud of the accomplishments of each child and continually look for ways to help them achieve in every possible way.

I look forward to meeting each and every one of you and am thrilled that you may be a part of the Lake View Team.

-- Thomas Potwora, Principal

### School Mission Statement

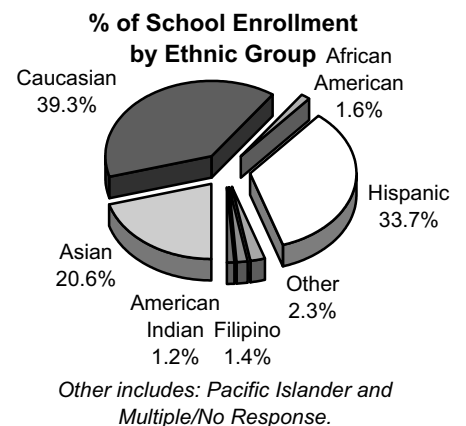
Our school community is diverse and that is its strength. The dedicated efforts of our talented staff, students, parents, and community blend our differences into a common vision - a vision of pride. "Pride in Academic Excellence" is our school motto, but our strength really comes from our diversity. This is where our excellence is born.



### District & School Profile

Located in western Orange County, minutes from the scenic California coastline, the Ocean View School District educates over 10,000 pre-kindergarten through eighth grade students in the northern half of Huntington Beach and portions of Westminster, Fountain Valley, and Midway City. Founded in 1874, the District is proud of its long tradition of academic excellence. There are currently eleven elementary schools and four middle schools in the District. Students from Ocean View School District attend high schools within the Huntington Beach Union High School District. Award winning schools, a rigorous and supportive educational program, strong community partnerships, and high levels of parental involvement are hallmarks of the Ocean View School District. Ocean View School District is dedicated to educational excellence and the continuous academic growth of all students, supporting its motto: "Charting the Course -- Success for All."

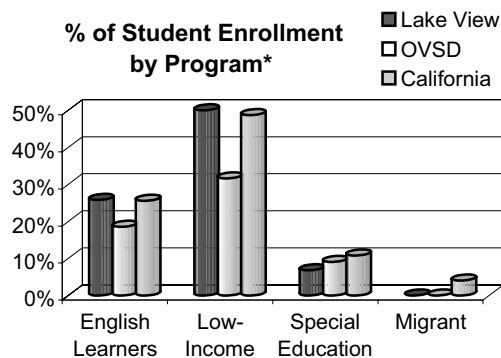
Lake View Elementary School serves over 400 students on a traditional school calendar year. The school is proud of its status as a Title I Achieving School, and proud to have met all of its Adequate Yearly Progress (AYP) schoolwide targets for 2003.



### No Child Left Behind

Title I funding plays a critical role in the landmark education act popularly known as No Child Left Behind (NCLB). Title I is federal money used to support additional staffing and programs to meet the needs of low-income, low-achieving students and other designated students with special needs. Lake View Elementary School meets specific criteria for federal Title I targeted assistance eligibility

and uses Title I funds to assist students at risk of failing to meet the State Board of Education standards. NCLB requires evaluation of student performance schoolwide, districtwide, and by specific subgroups within the student population. A profile of our school and District's enrollment, as defined by these subgroups, is provided to assist in interpreting information presented in this report card. The enrollment of significant ethnic subgroups is located on page one.



\*Source: STAR testing enrollment.

## School Leadership

Leadership at Lake View Elementary School is a responsibility shared between District administration, the principal, instructional staff, students, and parents. Assisting the principal is the Principal's Advisory Council, comprised of grade level representatives and the administrative assistant. This team meets every other week to address issues such as monitoring curriculum, analyzing data, and providing feedback on staff development needs. The team members act as communication liaisons whereby they bring ideas and issues from their colleagues to be discussed in an open forum.

Staff members and parents participate on various committees that make decisions regarding the priorities and direction of our educational plan and ensure instructional programs are consistent with students' needs and comply with District goals. Our school's committees and organizations include: School Site Council (SSC), English Learners Advisory Committee (ELAC), and the Parent Teacher Organization (PTO). At the District level, parents participate on the Parent Advisory Council (PAC), District ELAC, District Community Budget Advisory Committee, and the Gifted and Talented Education Parent Advisory Council.

## Community Involvement

Parents and the community are very supportive of the educational program at Lake View Elementary School. Our PTO has made generous contributions of time and money to numerous programs and activities. We are grateful for the many hours contributed by our parent volunteers. Our programs are further enriched by strong community partnerships with local businesses and organizations.

Parents are encouraged to be involved in their child's education through volunteering in the classroom, participating on organized committees, and attending schoolwide events such as Parent Education Night, Back-to-School Night, Open House, fundraiser assemblies, NASA astronaut, campus beautification, and award ceremonies. Parents are kept informed of school activities through newsletters, flyers, the school's website, the phone committee, and the school marquee.

## Discipline & Climate for Learning

Lake View Elementary School has a high standard for student behavior. Students are guided by specific rules and classroom expectations that promote respect, cooperation, courtesy, and acceptance of others. Behavioral expectations are clearly explained and consistently enforced. Parents and students are informed of discipline policies

through the Student Handbook, daily announcements, principal classroom visits, flyers, and newsletters.

At Lake View we value the teaching of good citizenship. We try to emphasize the positive and reinforce desired behaviors. We believe we must teach children how to behave rather than how not to behave. We have developed the school's discipline policy in the best interest of our children. We encourage parents to share their views and concerns, support our goal to set and maintain high standards of conduct, and to develop self-discipline within each child. We believe in the right of the teachers to teach without inappropriate interruption. We believe in the right of the student to learn in a safe environment without interruption from other students. Further, we believe that for students to have a most meaningful and successful year, the partnership of school staff, parents, and students will play an integral role.

Students demonstrating positive behavior are regularly rewarded. Recognition includes awards at monthly assemblies, individual classroom rewards, Good Guy/Good Gal Tickets, ticket prize drawings, Student of the Week, and citizenship awards. For other achievements including academics and attendance, students may receive subject area awards in reading, mathematics, science, and social science; perfect attendance awards; and/or be placed on the Principal's List highlighted in monthly newsletters.

Lake View Elementary School encourages its students to become actively involved in their school both inside and out of the classroom. The school offers many additional programs and services to help create well-rounded students and communities. Extracurricular activities include: book fairs, afterschool tutoring, talent show, field trips, music education, K9 companions, Smoke Signals Indian Culture and Education, Principal's Wall of Fame, and Good Guy/Gal Cards encouraging random acts of kindness.

Lake View Elementary School has not expelled any students during the past three years; expulsions occur only when required by law or when all other alternatives are exhausted.

Suspensions and Expulsions						
	Lake View			OVSD		
	01	02	03	01	02	03
Suspensions (#)	6	10	14	454	412	444
Suspensions (%)	1.4	2.3	3.2	4.6	4.1	4.4
Expulsions (#)	0	0	0	2	2	2
Expulsions (%)	0.0	0.0	0.0	0.0	0.0	0.0

## Instructional Programs

All curriculum and instruction in the Ocean View School District is aligned to the California Academic Content Standards approved by the State Board of Education. Every child receives a comprehensive standards-aligned core program in English/language arts, mathematics, history/social science, science, physical education, and fine arts. It is our goal to ensure that all students are provided the support they need in order to experience academic success. We structure the educational program so that all students receive instruction appropriate to their learning level. To ensure the success of every student, teachers use a variety of instructional techniques and supplemental instructional materials and programs.

Using standards-based adopted textbooks and materials, teachers are able to adapt classroom instruction to meet students' unique learning styles. When further assistance is needed for students to achieve grade level standards, several strategies are in place. At Lake View Elementary School, students falling below grade level or at risk of retention are clustered in the general classroom and receive specialized differentiated instruction. Students in grades two through five may also take part in the Title I Kaleidoscope Program, a three hour afterschool intervention during which students receive reading remediation, can work on their homework, and have an hour

of free play time. Additional support for at-risk students includes afterschool tutoring four days a week and 90 minute daily reading interventions.

Ocean View School District offers the Gifted and Talented Education (GATE) program to students in grades four through eight who have been recognized as capable of attaining high levels of achievement by their teachers and identified through testing programs. At Lake View Elementary School, students in the GATE program are clustered to receive differentiated instruction with increased depth and complexity by GATE-trained teachers. Students in the GATE program also have the option of attending the magnet program at Circle View Elementary School.

For students whose primary language is not English and who have limited English proficiency, Ocean View School District offers programs to help them acquire English as quickly as possible and prepare them to meet the state's academic content standards. Students are identified as English Learners through the California English Language Development Test (CELDT). At Lake View Elementary School, students learning English receive 30 minutes of English Language Development daily and are placed with teachers who have supplemental credentials to provide instruction to English Learners.

Lake View Elementary School provides instruction to all students in the least restrictive environment possible. Students with disabilities are accommodated with a variety of options. A team consisting of the parent, school administrator, general education teacher, psychologist, and special education teacher, develops an Individual Education Plan (IEP). The IEP defines the individualized instruction a child will receive which may include services from a Speech and Language Specialist, Resource Specialist, Adaptive Physical Education Specialist, or placement in a Special Day Class. Lake View Elementary School also offers two special classes for severely handicapped students.

### Training & Curriculum Improvement

The writing and implementation of Ocean View School District's curriculum is an ongoing process, designed to address continual instructional improvement and the implementation of state standards and associated adopted instructional materials. Under the leadership of the Assistant Superintendent of Curriculum and Instruction, the Instructional Advisory Council establishes the District's long-range objectives and vision as well as oversees eight subject area curriculum committees. Curriculum committee members, comprised of teacher representatives and parents, analyze testing data to determine students' progress in learning the standards, assess the effectiveness of District programs in meeting students' learning needs, evaluate and recommend new programs for implementation, articulate curriculum among grade levels, and develop District assessments.

As part of the growth process, opportunities for training and staff development are provided at both the District and individual school sites to administrators, teachers, and classified staff. The District offers two staff development "buy-back" days annually where staff members are offered professional growth opportunities in curriculum, teaching strategies, and methodologies. Staff development topics are developed through needs identified by the adoption of new programs and results of student assessment. Staff members are encouraged to attend conferences and workshops offered through professional organizations such as the University of California Irvine campus, the Orange County Department of Education, and the West Orange County Professional Development Center. Technology training is available through the New Horizons center in addition to District technology trainers.

In the 2002-03 school year the District focus for staff training was on curriculum calibration and implementing new standards-based instructional materials in language arts (grades K-8) and mathematics (grades 6-8). Expert consultants from the Orange

County Department of Education and DataWorks Educational Research met with teachers to align curriculum with state standards and to develop teaching pacing guides. Lake View Elementary School provided additional staff planning and professional development opportunities throughout the school year. We focused primarily on language arts development.

New teachers and teachers not yet fully credentialed are supported by peer coaching and extensive staff development through the Beginning Teacher Support and Assessment (BTSA) program and the Peer Assistance and Review (PAR) program. Both programs utilize the District's most effective veteran and knowledgeable teachers who assist with staff development and participate in such exercises as classroom visits, one-on-one meetings, and student work reviews.

### Textbooks & Instructional Materials

Ocean View School District sets a high priority upon ensuring that sufficient and current textbooks and materials are available to support each school's instructional program, and provides students with their own textbooks. All textbooks and instructional materials used within the District are aligned with the California Academic Content Standards and Frameworks and have been selected from the state's most recent list of standards-based materials. The District follows the State Board of Education's six-year adoption cycle for core content materials.

Textbooks*		
Subject/ Adoption Year	Publisher and Series	Grade Levels
<b>Language Arts</b>		
June 2002	Houghton Mifflin: <i>Houghton Mifflin Reading: A Legacy of Literacy</i>	K-5th
<b>Mathematics</b>		
Dec. 2001	Scott Foresman: <i>California Mathematics</i>	K-5th
<b>Science</b>		
June 2003	Harcourt Brace: <i>Harcourt Science</i>	K-5th
<b>History/Social Science</b>		
June 2000	McGraw-Hill: <i>Adventures in Time and Place</i>	K-6th

\*Only core textbooks are required to be reported. A list of textbooks used for interventions, GATE, music, and Spanish may be obtained from the District Instructional Services Office.

Lake View Elementary School's library, staffed by a library specialist, is open four days a week during school hours for student use. Students visit the library on a weekly basis to check out books and use resources. The library uses a fully automated tracking system and contains supplemental materials such as Spanish titles and videos.

The District is committed to providing state-of-the-art technology to all students. Teachers integrate technology into classroom curriculum, following the OVSD Student Technology Standards which are aligned to the National Educational Technology Standards. At Lake View Elementary School, there is one computer available for every thirteen students. The school has a Title I funded computer lab containing 25 computer workstations regularly used by third through fifth grade classrooms. Most computers on campus are connected to the Internet so that students may conduct research online. Students use computer resources mainly for writing and research but also take advantage of the Read 180 software program to help improve reading skills. Other technological resources at Lake View Elementary School include AlphaSmarts, digital cameras, and TV/VCRs.

## Measures of Student Achievement

To obtain accurate and valid measures of educational progress, Ocean View School District offers students multiple opportunities to demonstrate mastery of state and District grade-level standards. Multiple measures of assessment monitor the progress of students and measure the effectiveness of the instructional program and include District assessments, state standardized tests, classroom observation, and report card grades.

In the Ocean View School District, students take a battery of District assessments four times a year -- at the start of the school year and at the end of each trimester. Assessments measure student ability in reading, writing, and math. Results are compiled into an individual Student Assessment Profile/Rubric for each child. Teachers use this information to modify instruction according to a child's needs, recommend interventions to increase the level of achievement, and monitor possible retention candidates.

In addition to District-established performance objectives, the state and federal governments have set standards for student achievement. A school's progress in meeting or exceeding those standards is measured through the results of testing and other criteria. The following sections provide an overview of tests and associated data showing the progress of students at Lake View Elementary School and the Ocean View School District, and a comparison of that progress to students throughout the state.

### Adequate Yearly Progress (AYP)

The federal No Child Left Behind (NCLB) Act requires that all students perform at or above the proficient level on their state's standards-based assessment by 2014. To reach that goal, districts and schools must achieve Adequate Yearly Progress (AYP) by steadily increasing the percentage of students who achieve state standards of academic proficiency from year to year. Schools and districts must meet progressive Annual Measurable Objectives (AMOs) each year in order to meet the objective of a 100% at-or-above proficiency rate by the year 2014. Beginning with spring 2003 test results, elementary and middle schools must achieve a 13.6% at-or-above proficiency rate in English/language arts and 16.0% for mathematics on the California Standards Tests (CST). Additional AMOs contributing to whether or not an elementary or middle school demonstrates AYP include: a 95% or above participation rate on the CST (grades 2-8) and an Academic Performance Index (API) of 560 or one point of API growth each year. Schools meeting AYP for three consecutive years may be eligible to apply for the Title I Achieving School Award.

Lake View Elementary School exceeded all requirements for Adequate Yearly Progress in 2003. Ocean View School District met all AYP requirements in 2003.

Beginning with the 2003 AYP reporting cycle, schools receiving Title I revenue that fail to make AYP in the same AMO area (i.e. mathematics) for two consecutive years will be identified for Program Improvement. Lake View Elementary School has not been identified for Program Improvement in the last three years. More information about Title I and NCLB requirements can be found on the State Department of Education's website <http://www.cde.ca.gov/iasa/titleone/> and the U.S. Department of Education's website <http://www.nclb.gov>.

#### Federal Awards and Intervention Programs

	01	02	03
Recognition for Achievement (Title I)	No	No	Yes
Identified for Program Improvement	No	No	No
Exited Title I Program Improvement	<i>Not applicable</i>		
Number of Years in Program Improvement	<i>Not applicable</i>		
Schools in the District Identified for Program Improvement			
Number of Schools	0	0	0
Percent of Schools	0%	0%	0%

#### Adequate Yearly Progress 2003

California Standards Test (CST)									
	English/Language Arts				Mathematics				
	Lake View		OVSD		Lake View		OVSD		
	Participation Rate	% Prof. & Adv.	Participation Rate	% Prof. & Adv.	Participation Rate	% Prof. & Adv.	Participation Rate	% Prof. & Adv.	
<b>Target</b>	95%	13.6%	95%	13.6%	95%	16.0%	95%	16.0%	
	<b>Met %</b>	<b>Met %</b>	<b>Met %</b>	<b>Met %</b>	<b>Met %</b>	<b>Met %</b>	<b>Met %</b>	<b>Met %</b>	
<b>All Students</b>	Yes 97.9	Yes 44.5	Yes 99.4	Yes 49.7	Yes 96.5	Yes 50.7	Yes 99.1	Yes 57.1	
<b>Subgroups*</b>									
English Learners	Yes 98.0	Yes 32.2	Yes 99.5	Yes 22.6	Yes 97.0	Yes 43.1	Yes 99.4	Yes 35.7	
SED^	Yes 98.0	Yes 35.1	Yes 99.4	Yes 26.4	Yes 96.1	Yes 44.3	Yes 98.9	Yes 36.7	
Special Education			Yes 96.9	Yes 17.5			No 94.6	Yes 25.1	
African American			Yes 100.0	Yes 45.6			Yes 100.0	Yes 44.0	
Asian	Yes 98.3	Yes 48.3	Yes 99.6	Yes 64.1	Yes 98.3	Yes 68.3	Yes 99.5	Yes 77.9	
Caucasian	Yes 99.1	Yes 49.5	Yes 99.4	Yes 59.4	Yes 96.6	Yes 49.5	Yes 98.9	Yes 64.6	
Hispanic	Yes 95.6	Yes 32.5	Yes 99.4	Yes 24.1	No 94.6	Yes 36.5	Yes 99.2	Yes 33.5	
Academic Performance Index (API)									
	Lake View			OVSD					
	Met	Score	Increase/Decrease	Met	Score	Increase/Decrease			
<b>Target</b>	Minimum score of 560 or 1 point increase								
<b>School or District</b>	Yes	785	33	Yes	790	21			

^SED = Socioeconomically Disadvantaged

\*Only numerically significant subgroups are required to be reported

## Standardized State Assessments

Ocean View School District participates in California's mandatory Standardized Testing and Reporting Program (STAR) which utilizes the California Achievement Test Survey (CAT/6), California Standards Tests (CST), the Spanish Assessment of Basic Education/2 (SABE/2), and the California Alternative Performance Assessment (CAPA). SABE is administered to limited English proficient Spanish-speaking students who have been enrolled in California public schools for less than 12 months. CAPA is administered to students with significant disabilities who are not able to take the CST and CAT/6. For more information on the STAR Program, please visit the STAR website at: <http://star.cde.ca.gov>.

### California Standards Tests (CST)

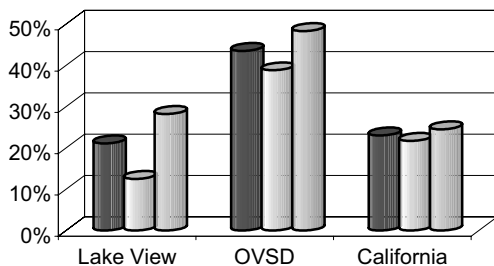
California Standards Tests assess student performance on the California Academic Content Standards adopted by the State Board of Education. Performance standards identify the level of student mastery of the content standards tested and include Advanced (exceeding standards), Proficient (meeting standards), Basic (approaching standards), Below Basic (below standards), and Far Below Basic (well below standards) levels. The state target for every student is to score at the Advanced or Proficient level. All school districts in the state of California are required to report their CST results in comparison to the state. In this report card, the percentage of students achieving Advanced and Proficient levels is reported.

### Physical Fitness

In the spring of each year, Lake View Elementary School is required by the state to administer a physical fitness test to all students in fifth grade. The physical fitness test is a standardized evaluation that measures each student's ability to perform fitness tasks in six major areas. Students that meet or exceed the standards in all six fitness areas are considered to be physically fit or in the 'healthy fitness zone' (HFZ).

**% of Students in Healthy Fitness Zone 2002-03**

- 5th Grade Total
- 5th Grade Boys
- ▨ 5th Grade Girls



California Standards Test (CST)																				
2001, 2002, 2003																				
Combined % of Students Scoring at Advanced & Proficient Levels																				
Grade Level	English/Language Arts						Mathematics													
	2		3		4		5		2		3		4		5					
Year Ending	01	02	03	01	02	03	01	02	03	01	02	03	02	03	02	03	02	03		
<b>All Students</b>																				
Lake View	34	47	47	37	31	49	44	54	35	32	49	47	75	67	54	55	52	43	46	42
OVSD	41	43	48	43	44	47	45	47	52	43	47	51	60	70	46	54	46	59	46	48
California	32	32	36	30	34	33	33	36	39	28	31	36	43	53	38	46	37	45	29	35
<b>Male</b>																				
Lake View	23	49	56	39	23	42	46	50	24	29	34	43	76	68	48	64	54	38	40	50
OVSD	40	42	44	40	42	45	42	43	47	39	42	44	65	69	48	58	47	57	47	46
California	29	29	30	28	31	29	30	33	37	26	28	36	45	54	39	47	38	46	30	35
<b>Female</b>																				
Lake View	48	47	40	35	44	60	42	57	48	34	71	51	73	66	60	44	50	48	55	36
OVSD	44	44	53	46	46	50	49	53	55	47	51	57	54	70	44	51	45	60	45	51
California	34	35	40	33	36	37	35	40	43	31	33	39	41	51	36	43	37	46	28	35
<b>English Learners (EL)</b>																				
Lake View	24	44	23	20	21	19	11	0	21	61	30	29	32	14						
OVSD	12	12	26	10	14	18	7	9	15	6	8	11	32	51	15	29	20	35	18	18
California	12	14	19	9	12	13	7	10	15	4	6	9	27	37	22	30	18	29	10	15
<b>Non EL</b>																				
Lake View	45	53	49	41	39	57	52	59	52	39	54	53	81	69	70	64	54	50	51	49
OVSD	53	52	56	52	53	56	53	57	62	50	55	60	68	77	55	63	53	67	52	55
California	42	41	45	40	44	42	43	46	49	37	39	44	52	61	46	53	46	53	37	42
<b>SED^</b>																				
Lake View	24	40	43	35	15	46	28	50	17	31	44	40	61	60	38	61	44	32	37	36
OVSD	16	19	29	17	17	24	19	22	25	21	22	28	38	55	19	33	28	39	26	27
California	17	18	23	14	18	20	16	19	24	13	14	20	30	41	25	34	24	33	16	22
<b>Non SED</b>																				
Lake View	46	55	51	39	54	52	59	58	62	33	54	56	85	72	75	52	60	59	54	50
OVSD	56	57	60	56	59	60	56	62	67	52	57	65	72	79	61	67	55	70	56	60
California	51	51	55	50	54	52	53	56	59	46	49	54	61	69	55	62	54	62	45	50
<b>Special Education</b>																				
Lake View																				
OVSD	27	34	24	20	36	27	19	30	26	26	18	22	43	45	39	46	25	38	25	19
California	17	16	17	15	17	15	14	15	15	9	11	12	27	31	21	24	18	20	12	12
<b>African American</b>																				
Lake View																				
OVSD		63		28		30		63		63		14		35		59				
California		28		23		27		23		37		29		29		19				
<b>Asian</b>																				
Lake View				56		38		67				69		75		73				
OVSD		62		63		66		71		81		78		78		81				
California		62		56		62		56		75		73		74		64				
<b>Caucasian</b>																				
Lake View		47		52		40		50		63		56		40		40				
OVSD		58		59		64		60		79		63		67		55				
California		54		52		59		54		71		61		61		49				
<b>Filipino</b>																				
Lake View																				
OVSD		75		56						83		88								
California		56		50		58		50		67		64		63		51				
<b>Hispanic</b>																				
Lake View		48		35		27		21		71		47		23		16				
OVSD		24		21		27		25		51		31		40		23				
California		23		19		14		20		40		33		33		22				

<sup>^</sup>SED - Socioeconomically Disadvantaged

Due to the moderate number of students tested scores are not disclosed.

2001 & 2002 testing data unavailable from the California Department of Education.

## California Achievement Test Survey (CAT/6)

The CAT/6 is a norm referenced survey test that assesses student ability in the areas of reading/language arts, spelling, and mathematics. CAT/6 scores compare students' results with scores in the same grade from a national sample. Percentile rankings range from 1 to 99, with 50 being average. **Please Note: Prior to 2003, the STAR included the SAT-9 norm referenced test, which has been replaced by CAT/6. These are two different exams, developed five years apart; results from CAT/6 should not be directly compared to those from the SAT-9.**

CAT/6 Norm Referenced Test 2003 % At or Above 50th Percentile									
	Reading				Math				
	2	3	4	5	2	3	4	5	
<b>All Students</b>									
Lake View	52	46	24	58	70	62	43	62	
OVSD	56	46	45	55	73	62	58	62	
California	46	34	35	41	57	52	48	49	
<b>Subgroups</b>									
Male	59	42	11	50	74	67	38	59	
Female	46	52	39	64	66	56	48	64	
English Learners (EL)	39	36	7	36	56	36	18	43	
Non EL	57	49	36	63	75	70	60	66	
SED <sup>^</sup>	37	36	10	49	60	68	24	56	
Non SED	64	55	45	68	77	58	69	68	
Asian		38	19	73		63	56	80	
Caucasian	63	52	30	60	72	68	55	60	
Hispanic	38	41	20	37	76	53	20	47	

<sup>^</sup>SED - Socioeconomically Disadvantaged  
**Due to the moderate number of students tested scores are not disclosed.**

SAT-9 Norm Referenced Test 2001 & 2002 % At or Above 50th Percentile										
	Reading				Math					
	2	3	4	5	2	3	4	5		
<b>All Students</b>	<b>01</b>	<b>02</b>	<b>01</b>	<b>02</b>	<b>01</b>	<b>02</b>	<b>01</b>	<b>02</b>	<b>01</b>	<b>02</b>
Lake View	62	76	60	50	58	68	56	65	88	92
OVSD	62	66	62	62	62	62	64	62	77	79
California	51	53	46	47	47	49	45	46	58	62
<b>Subgroups*</b>										
Male	55	72	61	40	57	64	44	61	89	92
Female	70	81	60	65	58	71	71	70	85	92
English Learners (EL)	44		38	25	31		0		82	
Non EL	81	79	65	67	66	71	70	72	94	94
SED <sup>^</sup>	43	64	50	32	44	63	44	53	84	86
Non SED	86	85	69	75	71	73	73	76	93	97

\*Ethnicity and Migrant data unavailable from the California Department of Education.  
<sup>^</sup>SED - Socioeconomically Disadvantaged  
**Due to the moderate number of students tested scores are not disclosed.**

## Academic Performance Index (API)

The Academic Performance Index (API) is one of three components of the Public Schools Accountability Act (PSAA) passed in 1999. The API measures school performance, sets academic growth targets, and monitors growth over time based on state testing results. The statewide API performance target is 800. A school's Base API score summarizes a school's performance on STAR testing for that year. A Growth Target is established annually by taking five percent of the difference between the Base score and the statewide target. A school's Growth score is calculated in the same manner as the Base score, but uses the following year's state testing results. The comparison between Base and Growth scores summarizes a school's progress over time.

The Immediate Intervention/Underperforming Schools Program (II/USP) and Governor's Performance Award Program (currently unfunded) are the two remaining components of the PSAA. API results determine a school's eligibility for each program. II/USP-eligible schools may apply for funding to provide the necessary resources to improve student performance. The Governor's Performance Award acknowledges those schools that demonstrate significant improvement based on several specific measures. Lake View Elementary School was eligible for the Governor's Performance Award in both 2001 and 2002.

API School Results							
All Students	Base			API Growth Score	Growth		
	2000	2001	2002		00-01	01-02	02-03
Percent Tested	100	100	97	Percent Tested	100	100	99
API Score	742	767	752	API Growth Score	791	790	785
Growth Target	3	2	2	Actual Growth	49	23	33
Statewide Rank	7	8	7				
Similar Schools Rank	9	10	9				
<b>Subgroups</b>							
<b>Socioeconomically Disadvantaged</b>							
Base API Score	702	727	703	API Growth Score	748	749	753
Growth Target	2	2	2	Actual Growth	46	22	50
<b>Asian</b>							
Base API Score	790	835	852	API Growth Score	850	869	825
Growth Target	2	*	*	Actual Growth	60	34	-27
<b>Caucasian</b>							
Base API Score	788	776	754	API Growth Score	806	795	798
Growth Target	2	2	2	Actual Growth	18	19	44
<b>Hispanic</b>							
Base API Score	645	708	681	API Growth Score	725	721	722
Growth Target	2	2	2	Actual Growth	80	13	41

**\*Schools with scores 800 and above are expected to maintain that level of achievement.**  
*Only numerically significant subgroups for each reporting period are required to be presented in this report card. Numerically significant subgroups are comprised of (1) at least 100 students with valid test scores or (2) at least 15% of the school population tested and contains at least 30 students with valid scores.*

California Awards and Intervention Programs			
	01	02	03
Eligible for Governor's Performance Award	Yes	Yes	No
Eligible for II/USP	No	*	*
Applied for II/USP \$	No	*	*
Received II/USP \$	No	*	*

*\*II/USP not funded in 2002 and 2003*

## Teacher Assignment

We take great pride in our caring and dedicated teachers. For the 2002-03 school year, Lake View Elementary School had 25 fully credentialed teachers in accordance with State of California guidelines. During the 2002-03 school year, certificated staff consisted of 28 employees: 14.3 percent with 30+ additional units beyond their bachelor's degree and 82.1 percent holding advanced graduate degrees, such as a master's or doctoral degree.

Teacher Credential Status			
	01	02	03
Fully Credentialed	25	25	25
Emergency Credentials	1	0	0
Interns	0	0	0
Waivers	0	0	0
<b>Total Teachers</b>	<b>26</b>	<b>25</b>	<b>25</b>
Working Outside Subject	0	0	0
Average Years Teaching	17.1	18.8	18.7
Average Years in District	15.9	17.5	17.3

## Teacher Evaluation

A constructive evaluation process is a fundamental element in a sound educational program. Non-tenured teachers are evaluated annually and tenured teachers are evaluated every other year. Evaluations are performed by administrators who have been trained and certified for competency to perform teacher evaluations. Evaluation criteria are modeled after the Stull guidelines for teacher evaluations and include: maintenance of a suitable learning environment, attainment of standards of expected student progress, working staff relationships, professional qualities, instructional techniques and strategies, adherence to curricular objectives, and other duties relevant to the position.

## Substitute Teachers

Ocean View School District employs more than 230 qualified substitute teachers, including part-time teachers, retired teachers, and aspiring full-time teachers. Many District substitutes are fully credentialed; all have a minimum of a bachelor's degree and have passed the California Basic Education Skills Test. On the rare occasion when a substitute is not available, students receive instruction from a certificated teacher or a school administrator teaches the class.

## Instructional Time

During the 2002-03 school year, all instructional minutes offered at Lake View Elementary School met or exceeded state requirements. For the 2002-03 school year, Lake View Elementary School offered 180 days of instruction comprised of 135 regular days, 35 modified Wednesdays, and 10 minimum days. Minimum days are used for parent/teacher conferences, Open House, and the last day of school. Students are released early on Wednesdays so that we may use the time for staff development, teacher planning, and faculty meetings.

Instructional Minutes by Grade Level		
	Minutes Required	Actual Minutes
K	36,000	36,000
1st-3rd	50,400	50,400
4th-8th	54,000	58,410

## Class Size

Small class sizes allow us to focus more attention on the individual needs of each student. We provide instruction for grades kindergarten through five in a self-contained classroom environment.

	Class Size Distribution											
	Average Class Size			Classrooms containing:								
	01	02	03	1-20 Students		21-32 Students		33+ Students				
K	19	18	17	3	3	4	0	0	0	0	0	0
1st	20	19	18	3	3	4	0	0	0	0	0	0
2nd	18	19	17	3	3	4	0	0	0	0	0	0
3rd	18	20	15	5	4	5	0	0	0	0	0	0
4th	25	23	24	0	0	1	3	3	2	0	0	0
5th	22	26	24	0	0	1	3	3	2	0	0	0
Combo K-3rd	18	17	0	2	2	0	0	0	0	0	0	0

In 1996, the state legislature approved implementation of the Class Size Reduction (CSR) program that provides funding to hire additional teachers to assist schools in reducing K-3 class sizes. During the 2002-03 school year, 100% of our K-3 classrooms participated in the CSR program.

## Student Support Services

We make every effort to meet the academic, emotional, and physical needs of our students. The school and District employ qualified personnel to provide support services. An active Student Study Team (SST) meets at least once a week to address issues that affect the ability of a student to perform at his or her best in school. Using a collaborative approach, members of the SST evaluate and recommend various intervention strategies and services to meet the unique needs of the referred student. For students at-risk of retention, a Monitor and Assistance Plan (MAP) is created in collaboration with the parent, student, and teacher. The plan outlines intervention strategies and the roles and responsibilities of each participant.

Counseling & Support Services Staff			
	Number of Staff	Days Available Per Week	Full Time Equivalent
Counselor (Intern)	1	2	0.4
Health Clerk	1	5	1.0
Psychologist	1	1	0.2
Resource Specialist	1	4	0.8
Speech/Language Specialist	1	3	0.6

## School Facilities & Safety

Lake View Elementary School provides a safe, clean environment for students, staff, and volunteers. School facilities are well-maintained and provide adequate space for students and staff. Facilities include 24 classrooms, multi-purpose room, main office, principal's office, lounge, library, food services storage, food services office, lunch area, atrium, and child care room. Recent renovations and modernizations at Lake View Elementary School include re-carpeting, landscaping, new signs, and a new atrium area.

A team of custodians ensures classrooms, restrooms, and campus grounds are cleaned daily. The District's maintenance and operations department continually monitors all school sites to ensure that classrooms and facilities are well-maintained and provide a suitable learning environment. The Board of Trustees oversees a District Master Plan to ensure our schools are safe and up-to-date.

Lake View Elementary School is a closed campus. Signs posted throughout campus entry points direct visitors to check in with the front office. All visitors are required to register and to wear visitor badges during their stay. While we welcome visits by parents and

community members, anyone wishing to be on campus during school hours should notify staff ahead of time. During lunch, breaks, and before and after school, noon duty aides, the principal, and teachers supervise students and monitor the campus.

The comprehensive Safe School Plan was developed by the District to comply with Senate Bill 187 (SB 187) of 1997. The plan provides students and staff a means of ensuring a safe and orderly learning environment. Each school includes the following requirements of SB 187 within their safe school plans: current status of school crime; child abuse reporting procedures; disaster procedures; policies related to suspension and expulsion; notification to teachers; sexual harassment policy; provision of a schoolwide dress code; safe ingress and egress of pupils, parents, and school employees to and from school; safe and orderly school environment; and school rules and procedures. The school evaluates the plan annually and updates it as needed. The plan was last updated in September 2003. Safety procedures, including elements of the Safe School Plan, are reviewed with school staff at the beginning of each school year.

### School Attendance

Regular attendance at Lake View Elementary School is a necessary part of the learning process and is critical to academic success. For each day a student is absent, \$25 is taken from the District's budget. Attendance, tardiness, and truancy policies are clearly stated and consistently enforced. The school's Attendance Clerk and teachers monitor student attendance daily and communicate excessive absences to parents through phone calls and letters. In addition, students may be referred to the School Attendance and Review Board (SARB) for further intervention. The actual attendance rate for Lake View Elementary School in the 2002-03 school year was 95.47 percent.

### Expenditures & Services Funded

At the time this report was published, the most recent financial and salary comparison data from the State of California was for the 2001-02 school year. In 2001-02, Ocean View School District spent an average of \$6,435 to educate each student (based on 2001-02 audited financial statements).

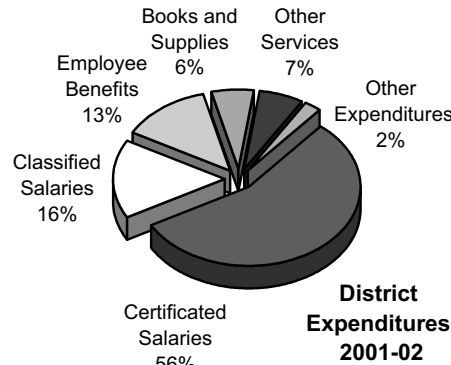
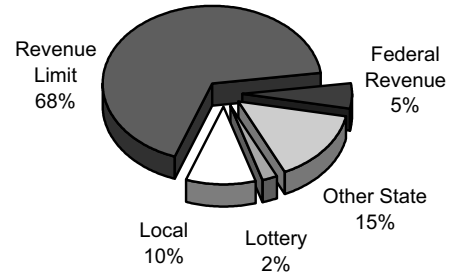
Current Expense of Education Per Student* 2001-02		
Statewide Average		
OVSD	All Elementary School Districts	All Districts
\$6,435	\$6,444	\$6,719

\*Ed-Data and California Department of Education, School Fiscal Services Division - J-200 Reports.

Ocean View School District receives federal and state categorical funding for special programs. For the 2001-02 school year, the District received approximately \$1,305 per student in federal and state aid for categorical, special education, and other support programs including:

- Class Size Reduction
- Drug/Alcohol/Tobacco Education Funds
- Economic Impact Aid (EIA-LEP)
- Educational Technology Assistance
- Eisenhower Math and Science
- Gifted and Talented Education (GATE)
- Home-to-School Transportation
- Instructional Materials
- Peer Assistance and Review
- School Improvement Program
- Special Education
- Title I

**District Revenue Sources 2001-02**



### Salary & Budget Comparison

State law requires comparative salary and budget information to be reported to the general public. At the time this report was published, the most recent salary comparison data from the State of California was for the 2001-02 school year. For comparison purposes, the State Department of Education has provided average salary data from elementary school districts having over 5,000 average daily attendance throughout the state.

Average Salary Information Teachers - Principals - Superintendent 2001-02		
	OVSD	State Average
Beginning Teachers	\$34,000	\$37,036
Mid-Range Teachers	\$61,868	\$60,113
Highest Teachers	\$80,480	\$74,006
Elementary Principals	\$96,563	\$92,289
Middle School Principals	\$101,295	\$92,289
Superintendent	\$144,561	\$138,150
Salaries as a Percentage of Total Budget		
Teacher Salaries	49.8%	45.7%
Administrative Salaries	5.8%	5.6%

### Contact Information

Parents who wish to volunteer or participate in Lake View Elementary School's leadership teams, school committees, and school activities may call the school's office at (714) 842-2589.